




FOREMOST

INDUSTRIAL PRODUCTS





FOREMOST

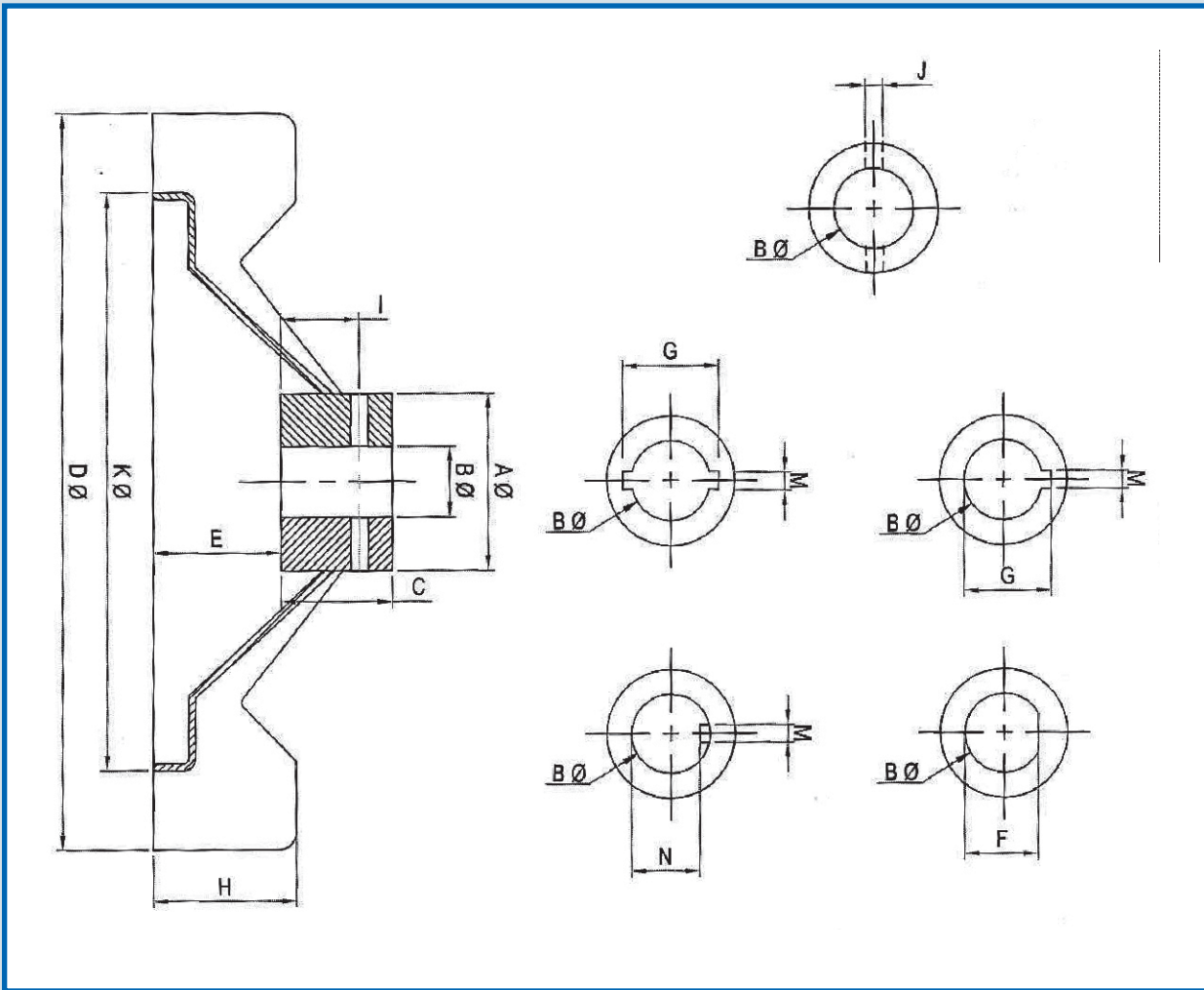
INDUSTRIAL PRODUCTS

INDEX

• <u>Plastic Fans</u>	01
• <u>Terminal Blocks</u>	22
• <u>Shorting Links</u>	40
• <u>Centrifugal Switches</u>	41
• <u>M. S. Fan Covers</u>	44
• <u>Special M. S. Fan Covers</u>	47
• <u>M. S. Terminal Boxes</u>	48
• <u>Plastic Terminal Boxes</u>	50
• <u>Special Plastic Fans</u>	53
• <u>Pump Parts</u>	55
• <u>PDC Aluminium Bodies</u>	57

FOREMOST INDUSTRIAL PRODUCTS

Plastic Fans



REFERENCE ABBREVIATIONS


A	BOSS DIAMETER	G	DISTANCE BETWEEN KEYWAYS
B	BORE DIAMETER	H	HEIGHT OF THE FAN BLADES
B1	ALTERNATE BORE SIZE	I	DISTANCE OF COTTER PIN FROM FACE OF BOSS
C	BORE LENGTH	J	COTTER PIN HOLE DIAMETER/ TAPPED HOLE
D	OUT SIDE DIAMETER	K	DIAMETER WITHOUT FINES
E	DISTANCE FROM THE FACE OF THE FAN TO THE BOSS	M	WIDTH OF KEY WAY SLOT
F	DISTANCE OF FLATTEND BORE	N	DISTANCE BETWEEN KEYWAY SLOT TO BORE

NOTE:

- ALL DIMENSIONS ARE IN MM.
- PHOTOGRAPHS ARE NOT TO SCALE.
- WE RESERVE THE RIGHT TO CHANGE AND MODIFY SPECIFICATIONS WITHOUT PRIOR NOTICE.
- ITEMS MISSING IN THE SERIAL ORDER HAVE BEEN DISCONTINUED.
- CERTAIN PRODUCTS ARE NOT FOR SALE IN OPEN MARKET, SINCE THE RIGHTS ARE WITH OUR CLIENTS. THESE PRODUCTS ARE DISPLAYED ONLY TO SHOW CASE OUR DEVELOPMENT AND PRODUCTION CAPABILITIES.

FOREMOST INDUSTRIAL PRODUCTS


Plastic Fans



Plastic Fan
suitable for
56 frame size
(1/8 HP)

No. 1001


DRG. NO.	AØ	BØ	B1	C	DØ	E	H	I	JØ	NO OF BLADES	KØ
56-01-001	19	8	9,11,12	14	100	5	18	9.5	3	10	80



Plastic Fan
suitable for
63 frame size
(1/4 HP)

No. 1002

DRG. NO.	AØ	BØ	B1	C	DØ	E	H	I	JØ	NO OF BLADES	KØ
63-01-002	22	9	12,14,15	12	112	8	20	9	3	12	88



Plastic Fan
suitable for
71 frame size
(1/2 HP)

No. 1003

DRG. NO.	AØ	BØ	B1	C	DØ	E	H	I	JØ	NO OF BLADES	KØ
71-01-003	30	9	12,14, 15,16,19	17	128	5	30.5	12	3	12	97



Plastic Fan
suitable for
80 frame size
(1 HP)

No. 1004


DRG. NO.	AØ	BØ	B1	C	DØ	E	H	I	JØ	NO OF BLADES	KØ
80-01-004	35	15	16,19, 5/8",24	20	146	5	28	13	4	8	118



Plastic Fan
suitable for
90 frame size
(2 HP)

No. 1005


DRG. NO.	AØ	BØ	B1	C	DØ	E	H	I	JØ	NO OF BLADES	KØ
90-01-005	37	16	17,19, 22	19	164	11	37	14.5	4	8	122



Plastic Fan
suitable for
100 frame size
(3 HP)

No. 1006


DRG. NO.	AØ	BØ	B1	C	DØ	E	H	I	JØ	NO OF BLADES	KØ
100-01-006	44	16	19,20,22, 25,26,28	25	179	9	41	19	4	8	135



Plastic Fan
suitable for
112 frame size
(5 HP)

No. 1007

DRG. NO.	AØ	BØ	B1	C	DØ	E	H	I	JØ	NO OF BLADES	KØ
112-01-007	44	19	20,22,24, 25,26,28	25	210	8	47	19	4	12	140




Plastic Fan
suitable for
132 frame size
(7.5-10 HP)

No. 1008

DRG. NO.	AØ	BØ	B1	C	DØ	E	H	I	JØ	NO OF BLADES	KØ
132-01-008	44	25	26,28,30	24	244	8	46	18	4	12	166

FOREMOST INDUSTRIAL PRODUCTS


Plastic Fans



Plastic Fan suitable for 160 frame size (15-20 HP)

No. 1009


DRG. NO.	AØ	BØ	B1	C	DØ	E	H	I	JØ	NO OF BLADES	KØ
160-01-009	57	38	28,30	30	296	22	70	24	5	12	216



Plastic Fan suitable for 180 frame size (30-40 HP)

No. 1010

DRG. NO.	AØ	BØ	B1	C	DØ	E	H	I	JØ	NO OF BLADES	KØ
180-01-010	60	45	50	36	336	18	61	26	5	10	279



Plastic Fan suitable for P-80 frame size (1 HP)

No. 1011


DRG. NO.	AØ	BØ	B1	C	DØ	E	H	I	JØ	NO OF BLADES	KØ
80-02-011	29	15	16,19	24	140	9	35	16.5	3	12	107



Plastic Fan suitable for P-90 frame size (2 HP)

No. 1012


DRG. NO.	AØ	BØ	B1	C	DØ	E	H	I	JØ	NO OF BLADES	KØ
90-02-012	32	16	19, 22	28	150	9	40	19	3	12	106



Plastic Fan suitable for P-100 frame size (3 HP)

No. 1013


DRG. NO.	AØ	BØ	B1	C	DØ	E	H	I	JØ	NO OF BLADES	KØ
100-02-013	38	16	19, 22, 25, 28	25	180	15	40	15	4	12	140



Plastic Fan suitable for P-112 frame size (5 HP)

No. 1014


DRG. NO.	AØ	BØ	B1	C	DØ	E	H	I	JØ	NO OF BLADES	KØ
112-02-014	38	19	18, 22, 25, 28	25	190	16	42	15	4	12	150



Plastic Fan suitable for P-132 frame size (7.5-10 HP)

No. 1015

DRG. NO.	AØ	BØ	B1	C	DØ	E	H	I	JØ	NO OF BLADES	KØ
132-02-015	42	25	28, 29, 30, 33	30	225	10.5	47	23	4	12	180




Plastic Fan suitable for Kirloskar N-90 frame size (2 HP) (Old Type)

No. 1016

DRG. NO.	AØ	BØ	B1	C	DØ	E	H	I	JØ	NO OF BLADES	KØ
90-03-016	29	18	16	16	156	4	29	10.5	4	10	125

FOREMOST INDUSTRIAL PRODUCTS


Plastic Fans



Plastic Fan suitable for Kirloskar KH-90 frame size (2 HP)

No. 1019


DRG. NO.	AØ	BØ	B1	C	DØ	E	H	I	JØ	NO OF BLADES	KØ
90-04-019	33.5	24	18	19.5	161	2	32	12	5	8	140



Plastic Fan suitable for Kirloskar KH-100 frame size (3 HP)

No. 1020


DRG. NO.	AØ	BØ	B1	C	DØ	E	H	I	JØ	NO OF BLADES	KØ
100-04-020	39	28	18	24	175	9	39	15	5	8	152



Plastic Fan suitable for Kirloskar KH-112 frame size (5 HP)

No. 1021


DRG. NO.	AØ	BØ	B1	C	DØ	E	H	I	JØ	NO OF BLADES	KØ
112-04-021	39	28	18	24	200	5	42.5	15	5	8	180



Plastic Fan suitable for Kirloskar KH-132 frame size (7.5-10 HP)

No. 1022


DRG. NO.	AØ	BØ	B1	C	DØ	E	H	I	JØ	NO OF BLADES	KØ
132-03-022	48	38	32,35	30	241	8	47	20	6	8	206



Plastic Fan suitable for Kirloskar KH-160 frame size (15-20 HP)

No. 1023


DRG. NO.	AØ	BØ	B1	C	DØ	E	H	I	JØ	NO OF BLADES	KØ
160-02-023	54	42	38,40	34	289	12	61	23	7	12	241



Plastic Fan suitable for Siemens/Bharat Bijlee 71 frame size (1/4 HP)

No. 1024


DRG. NO.	AØ	BØ	B1	C	DØ	E	H	I	JØ	NO OF BLADES	KØ
71-02-024	21	15	14	15	127	4	21	12	3	12	96



Plastic Fan suitable for Siemens/Bharat Bijlee 80 frame size (1 HP)

No. 1025

DRG. NO.	AØ	BØ	B1	C	DØ	E	H	I	JØ	NO OF BLADES	KØ
80-03-025	29	19	15	15.5	137	4.5	25	12	3	12	105



Plastic Fan suitable for Bharat Bijlee 90 frame size (2 HP)

No. 1026

DRG. NO.	A	B	B1	C	D	E	H	G	M	NO OF BLADES	KØ
90-05-026	38	24.5	-	19.5	150	20	37	34	7.8	7	125

FOREMOST INDUSTRIAL PRODUCTS

Plastic Fans




**Plastic Fan
suitable for
Siemens/Bharat Bijlee
100 frame size (3 HP)**

No. 1027


DRG. NO.	AØ	BØ	B1	C	DØ	E	H	G	M	NO OF BLADES	KØ
100-05-027	47	24	28	17.5	171	20	38	37	8	10	129



**Plastic Fan
suitable for
Bharat Bijlee
100 frame size (3 HP)**

No. 1027-B

DRG. NO.	A	B	B1	C	D	E	H	G	M	NO OF BLADES	KØ
100-05-027	45	29.5	-	17.5	171	21	39	39	7.8	10	131



**Plastic Fan
suitable for
Siemens/Bharat Bijlee
112 frame size (5 HP)**

No. 1028


DRG. NO.	AØ	BØ	B1	C	DØ	E	H	G	M	NO OF BLADES	KØ
112-05-028	52	28	-	25	196	21	42	40	7	10	154



**Plastic Fan
suitable for
Bharat Bijlee
112 frame size (5 HP)**

No. 1028-A


DRG. NO.	A	B	B1	C	D	E	H	G	M	NO OF BLADES	KØ
112-05-028	55	29.5	-	25	197	20	44.5	39	7.8	10	151



**Plastic Fan
suitable for
Bharat Bijlee 132
frame size (7.5-10 HP)**

No. 1029


DRG. NO.	AØ	BØ	B1	C	DØ	E	H	G	M	NO OF BLADES	KØ
132-04-029	60	40	-	27	235	28	53.5	49	7.8	10	186.5



**Plastic Fan
suitable for
Bharat Bijlee 160
frame size (15-20 HP)**

No. 1030


DRG. NO.	AØ	BØ	B1	C	DØ	E	H	G	M	NO OF BLADES	KØ
160-03-030	60	45	-	35	285	30	63.5	54	7.8	10	221.5



**Plastic Fan
suitable for Siemens
160 frame size
(15-20 HP) (New Type)**

No. 1031

DRG. NO.	AØ	BØ	B1	C	DØ	E	H	G	M	NO OF BLADES	KØ
160-04-031	54	42	44	40.5	276	1	51.5	46	12	10	225




**Plastic Fan
suitable for
Siemens 180
frame size (30-40 HP)**

No. 1032

DRG. NO.	AØ	BØ	B1	C	DØ	E	H	G	M	NO OF BLADES	KØ
180-02-032	67	48	-	51	310	3	60	53	14	10	257

FOREMOST INDUSTRIAL PRODUCTS


Plastic Fans



Plastic Fan suitable for Crompton Rotor Fan (Inner Fan)

No. 1033

DRG. NO.	AØ	BØ	B1	C	DØ	H	I	JØ	NO OF BLADES	KØ
RF-01-033	29	17	18, 19, 22,	17	134	35	8	2 BA	12	114



Plastic Fan suitable for Crompton B-50 TF (Outer Fan)

No. 1034

DRG. NO.	AØ	BØ	B1	C	DØ	E	H	I	JØ	NO OF BLADES	KØ
90-06-034	28	16	-	18	160	11	29	13	2 BA	10	127



Plastic Fan suitable for Crompton 100 S

No. 1035


DRG. NO.	AØ	BØ	B1	C	DØ	E	H	I	JØ	NO OF BLADES	KØ
100-06-035	34	16	19	20	182	10	32	12	2 BA	10	152



Plastic Fan suitable for Crompton ND-80 frame size (1 HP)

No. 1036


DRG. NO.	AØ	BØ	B1	C	DØ	E	H	I	JØ	NO OF BLADES	KØ
80-04-036	26	19	15,16	20	136	3.5	24	13	4	10	130



Plastic Fan suitable for Crompton ND-80 frame size (1 HP) with Keyway

No. 1036 A


DRG. NO.	AØ	BØ	C	DØ	E	H	M	N	NO OF BLADES	KØ
80-04-036	26	19.5	20	136	3.5	24	6	15.5	10	130



Plastic Fan suitable for Crompton ND-90 frame size (2 HP)

No. 1037


DRG. NO.	AØ	BØ	B1	C	DØ	E	H	I	JØ	NO OF BLADES	KØ
90-07-037	31	24	16, 19	18.5	155	4	30.5	10.5	4	10	127



Plastic Fan suitable for Crompton ND-100 frame size (3 HP)

No. 1038

DRG. NO.	AØ	BØ	B1	C	DØ	E	H	I	JØ	NO OF BLADES	KØ
100-07-038	35	28	16, 19, 24, 25	21	180	5.5	33	13	4	10	152




Plastic Fan suitable for Crompton ND-112 frame size (5 HP)

No. 1039

DRG. NO.	AØ	BØ	B1	C	DØ	E	H	I	JØ	NO OF BLADES	KØ
112-06-039	34	28	19, 24, 25	24	201	6	43	14	4	10	170

FOREMOST INDUSTRIAL PRODUCTS


Plastic Fans



Plastic Fan suitable for Crompton ND-132 frame size (7.5-10 HP)

No. 1040


DRG. NO.	AØ	BØ	B1	C	DØ	E	H	I	JØ	NO OF BLADES	KØ
132-05-040	49	38	24,28,30	25	240	20	54	13.5	5	10	208



Plastic Fan suitable for Marathon / Alstom / GEC 100 frame size (3-5 HP)

No. 1041


DRG. NO.	AØ	BØ	B1	C	DØ	E	H	I	JØ	NO OF BLADES	KØ
100-08-041	40	28	20,25	22	184	10	35	23	4	10	140



Plastic Fan suitable for GEC 112 frame size (5 HP)

No. 1042


DRG. NO.	AØ	BØ	B1	C	DØ	E	H	I	JØ	NO OF BLADES	KØ
112-07-042	39	28	-	24.5	207	4.5	41	22	4	10	163



Plastic Fan suitable for GEC 132 frame size (7.5-10 HP), Kirloskar N-132 frame size (7.5-10 HP) (Old Type)

No. 1043

DRG. NO.	AØ	BØ	B1	C	DØ	E	H	I	JØ	NO OF BLADES	KØ
132-06-043	48	38	22	25	215	7.5	47	18.5	4	12	160



Plastic Fan suitable for BBC 112 frame size (3 HP), Saga Windel 112 frame size (5 HP), New India 112 frame size (5 HP)

No. 1044

DRG. NO.	AØ	BØ	B1	C	DØ	E	H	I	JØ	NO OF BLADES	KØ
112-08-044	39	19	25,16	20	200	8	39	13.5	4	10	161



Plastic Fan suitable for BBC 132 frame size (5 HP)

No. 1045


DRG. NO.	AØ	BØ	B1	C	DØ	E	H	I	JØ	NO OF BLADES	KØ
132-07-045	38	29	19	24.5	225	8.5	38	16	4	10	



Plastic Fan suitable for Jyoti 132 frame size (7.5-10 HP)

No. 1048

DRG. NO.	AØ	BØ	B1	C	DØ	E	H	G	M	NO OF BLADES	KØ
132-08-048	51	35	-	30	224	13	50	39.5	8	15	164




Plastic Fan suitable for NGEF 100 frame size (3 HP)

No. 1049

DRG. NO.	AØ	BØ	B1	C	DØ	E	H	I	JØ	NO OF BLADES	KØ
100-10-049	45	28	19	20	181	15	35	14	4	12	139

FOREMOST INDUSTRIAL PRODUCTS


Plastic Fans



Plastic Fan
suitable for
Beacon 112
frame size (5 HP)

No. 1050

DRG. NO.	AØ	BØ	B1	C	DØ	E	H	I	JØ	NO OF BLADES	KØ
112-10-050	38	25	-	29.5	193	10	43	22.5	4	12	147



Plastic Fan
suitable for
90 frame size
(2 HP) (New Type)

No. 1053

DRG. NO.	AØ	BØ	B1	C	DØ	E	H	I	JØ	NO OF BLADES	KØ
90-08-053	26	16	-	18	161	5.5	28	11.5	3	12	128



Plastic Fan
suitable for
71 frame size
(1/2 HP) (New Type)

No. 1055


DRG. NO.	AØ	BØ	B1	C	DØ	E	H	I	JØ	NO OF BLADES	KØ
71-03-055	25	14	15	17	119	8.5	28	13.5	3	10	90



Plastic Fan
suitable for
Texmo 112
frame size (3-5 HP)

No. 1056


DRG. NO.	AØ	BØ	B1	C	DØ	E	H	G	M	I	J	NO OF BLADES	KØ
112-11-056	44	28	20,24,25, 30,31,5,32	24	216	12	43.5	32	7	12	3/16 BSW	8	160



Plastic Fan
suitable for
Texmo 132
frame size (7.5-10 HP)

No. 1057


DRG. NO.	AØ	BØ	B1	C	DØ	E	H	G	M	I	J	NO OF BLADES	KØ
132-11-057	51	38	35,28	29	263	11	51	40	7.5	25	5/16	12	211



Plastic Fan
suitable for
Coolant Pump Fan

No. 1058


DRG. NO.	AØ	BØ	C	DØ	H	NO OF BLADES
CP-01-058	21.5	9	13.5	73	14	6



Plastic Fan
suitable for
Jet Pump (GRP)

No. 1060

DRG. NO.	AØ	BØ	B1	C	DØ	H	NO OF BLADES	J	KØ
JP-01-060	35	26	20	17	136	18.5	12	2 BA	114




Plastic Fan
suitable for
Saga Windel
100 frame size (3 HP)

No. 1061

DRG. NO.	AØ	BØ	B1	C	DØ	E	H	I	JØ	NO OF BLADES	KØ
100-11-061	35	19	16	24	177	6	37	15	4	10	134

FOREMOST INDUSTRIAL PRODUCTS

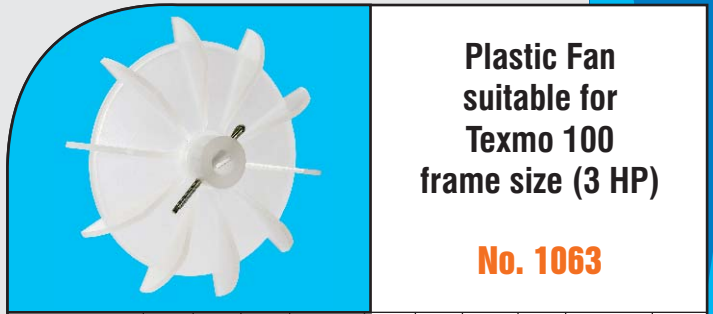
Plastic Fans



Plastic Fan suitable for NGEF 112 frame size (5 HP)

No. 1062

DRG. NO.	AØ	BØ	B1	C	DØ	E	H	G	M	NO OF BLADES	KØ
112-12-062	44	30	-	17	206	18	45	34	8	13	170



Plastic Fan suitable for Texmo 100 frame size (3 HP)

No. 1063

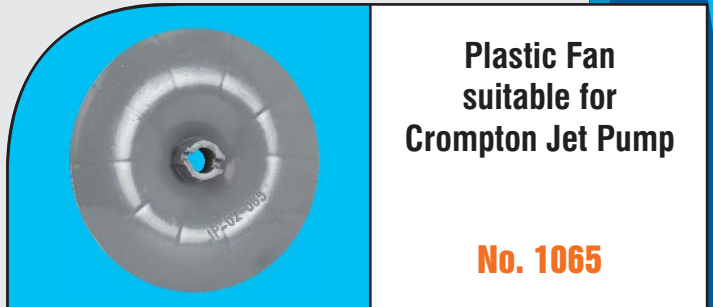
DRG. NO.	AØ	BØ	C	DØ	E	H	I	JØ	NO OF BLADES	KØ
90-09-063	35	15	27	171.5	7	32	16.5	4	10	141



Plastic Fan suitable for 100 frame size (3 HP)

No. 1064

DRG. NO.	AØ	BØ	B1	C	DØ	E	H	G	M	NO OF BLADES	KØ
100-12-064	41.5	28	19	24	172	5.5	35	31	7	14	145



Plastic Fan suitable for Crompton Jet Pump

No. 1065

DRG. NO.	AØ	BØ	B1	C	DØ	H	I	J	NO OF BLADES
JP-02-065	23	16	-	23	160	19	19	5	10



Plastic Fan suitable for Saga Windel 132 frame size (7.5-10 HP)

No. 1066

DRG. NO.	AØ	BØ	B1	C	DØ	E	H	I	J	NO OF BLADES	KØ
132-12-066	43.5	24	25	32	242	6	43	20	4	12	195



Plastic Fan suitable for Crompton 90 DCB-12

No. 1067

DRG. NO.	AØ	BØ	B1	C	DØ	E	H	I	J	NO OF BLADES	KØ
90-10-067	28	16	-	21	149	6	34.5	13	4	12	115



Plastic Fan suitable for Crompton Jet Pump Small

No. 1068

DRG. NO.	AØ	BØ	B1	C	DØ	H	I	J	NO OF BLADES
JP-03-068	24	16	-	24	140	18	18	4	10




Plastic Fan suitable for Crompton 90 frame size (2 HP)

No. 1072

DRG. NO.	AØ	BØ	B1	C	DØ	E	H	NO OF BLADES	KØ
90-11-072	31	24	-	26	156	13.5	31.5	8	151


Plastic Fans



Plastic Fan
suitable for
Crompton 100
frame size (3 HP)

No. 1073


DRG. NO.	AØ	BØ	B1	C	DØ	E	H	NO OF BLADES	KØ
100-14-073	37	28	-	25	180	11	35.5	8	165



Plastic Fan
suitable for
Crompton 112
frame size (5 HP)

No. 1074


DRG. NO.	AØ	BØ	B1	C	DØ	E	H	NO OF BLADES	KØ
112-14-074	36.5	28	-	25	204	13	41	8	182



Plastic Fan
suitable for
Crompton 132
frame size (7.5-10 HP)

No. 1075


DRG. NO.	AØ	BØ	B1	C	DØ	E	H	NO OF BLADES	KØ
132-14-075	50	38	-	29.5	238	18	52	8	217



Plastic Fan
suitable for
Crompton 160
frame size (15-20 HP)

No. 1076

DRG. NO.	AØ	BØ	B1	C	DØ	E	H	NO OF BLADES	KØ
160-05-076	53	42	-	36.5	287	20.5	59	10	261



Plastic Fan
suitable for
Lubi 100
frame size (3 HP)

No. 1082


DRG. NO.	AØ	BØ	B1	C	DØ	E	H	NO OF BLADES	KØ
100-16-082	38	28	-	24	197	18	50	12	157



Plastic Fan
suitable for
Lubi 112
frame size (5 HP)

No. 1083


DRG. NO.	AØ	BØ	B1	C	DØ	E	H	NO OF BLADES	KØ
112-16-083	44	31	-	16.5	222	22	52.5	14	163.5



Plastic Box
suitable for
Kirloskar 3 HP

No. 1086

DRG. NO.	L	B	H	DØ	CTC
TB-01-086	71	71	42	6.5	50




5 Blade Fan

No. 1088

DRG. NO.	AØ	BØ	B1	C	DØ	E	H	NO OF BLADES
SPF-01-088	23	14	-	18.5	117	6.5	38.5	5

FOREMOST INDUSTRIAL PRODUCTS


Plastic Fans



Sharp Pump Fan

No. 1089


DRG. NO.	AØ	BØ	B1	C	DØ	E	H	NO OF BLADES
SPF-02-089	18	15	-	15	125	7	23	4



Plastic Fan suitable for Kirloskar KH-80 frame size (1 HP)

No. 1092

DRG. NO.	AØ	BØ	B1	C	DØ	E	H	I	JØ	NO OF BLADES	KØ
80-05-092	27	19	14,15	16.5	144	7	27	11	4	8	128



Plastic Fan suitable for Kirloskar KH-71 frame size (1/2 HP)

No. 1093

DRG. NO.	AØ	BØ	B1	C	DØ	E	H	I	JØ	NO OF BLADES	KØ
71-04-093	23.5	15	10,12	14	118	4	19.5	6	3	8	101



Plastic Fan suitable for Tullu Type

No. 1094


DRG. NO.	AØ	BØ	B1	C	DØ	E	H	I	JØ	NO OF BLADES	KØ
SPF-03-094	19	11	-	16	92	7.5	24	12	3	10	73



Plastic Fan suitable for NGEF 132 frame size (7.5-10 HP)

No. 1096


DRG. NO.	AØ	BØ	B1	C	DØ	E	H	G	M	NO OF BLADES	KØ
132-19-096	55.5	40	-	22	235	22	52	44	10	12	201



Plastic Fan suitable for Kirloskar KH-63 frame size (1/4 HP)

No. 1097


DRG. NO.	AØ	BØ	B1	C	DØ	E	H	I	JØ	NO OF BLADES	KØ
63-02-097	20.5	12	-	12	105	4.5	20	6	3	8	91



Plastic Fan suitable for Kirloskar KH/LD-180 frame size (30-40 HP)

No. 1099

DRG. NO.	AØ	BØ	B1	C	DØ	E	H	JØ	NO OF BLADES	KØ	PCD
180-03-099	100	63	-	6	323	19	62	7	16	265	81




Plastic Fan suitable for 90 frame size

No. 1101

DRG. NO.	AØ	BØ	C	DØ	E	H	NO OF BLADES	KØ
90-12-101	43	30	25	160	2	29	10	120

Plastic Fans



Plastic Fan suitable for 180 frame size (30-40 HP)

No. 1102

DRG. NO.	AØ	BØ	B1	C	DØ	E	H	J	M	I	KØ	NO OF BLADES
180-04-102	75	45	48,50 55,60,65	35	330	26	62	6mm Taping	13	25	300	12



Plastic Fan suitable for Bharat Bijlee 90 frame size (2 HP)

No. 1103


DRG. NO.	AØ	BØ	C	DØ	E	H	M	N	NO OF BLADES	KØ
90-13-103	38	24.6	18.9	150	19.6	37	7.8	22	7	125



Plastic Fan suitable for Bharat Bijlee 160 frame size 2 Pole

No. 1104

DRG. NO.	AØ	BØ	B1	C	DØ	E	H	M	G	NO OF BLADES
160-06-104	77.4	45	-	35	202	29	76	7.8	54	5



Plastic Fan suitable for Bharat Bijlee 180 frame size 2 Pole

No. 1105


DRG. NO.	AØ	BØ	B1	C	DØ	E	H	M	N	NO OF BLADES
180-05-105	77.4	49	-	40	202	29	79	14	43.5	5



Plastic Fan suitable for Bharat Bijlee 132 frame size 2 Pole

No. 1106

DRG. NO.	AØ	BØ	B1	C	DØ	E	H	M	G	NO OF BLADES
132-21-106	65	40	-	27	186.5	28	68	7.8	49	5



Plastic Fan suitable for Bharat Bijlee 80 frame size (1 HP)

No. 1107

DRG. NO.	AØ	BØ	B1	C	DØ	E	H	I	JØ	NO OF BLADES	KØ
80-06-107	35	20	17	15	140	7	24	13	2.7	12	106



Plastic Fan suitable for Bharat Bijlee 71 frame size (1/2 HP)

No. 1108


DRG. NO.	AØ	BØ	C	DØ	E	H	I	J	NO OF BLADES	KØ
71-05-108	21	15	16	127	5	21	12	3.5	12	98



Plastic Fan suitable for Bharat Bijlee 180 frame size (30-40 HP)

No. 1109

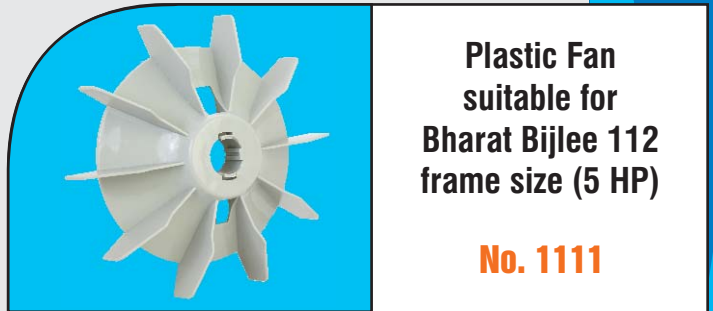
DRG. NO.	AØ	BØ	C	DØ	E	H	M	N	NO OF BLADES
180-06-109	77.4	49	40	225	32	82	14	43.5	5



**Plastic Fan
suitable for
Bharat Bijlee 100
frame size (3 HP)**

No. 1110

DRG. NO.	AØ	BØ	C	DØ	E	H	M	N	NO OF BLADES	KØ
100-17-110	40	25	17.5	171	20	39	7.8	22	10	131



**Plastic Fan
suitable for
Bharat Bijlee 112
frame size (5 HP)**

No. 1111

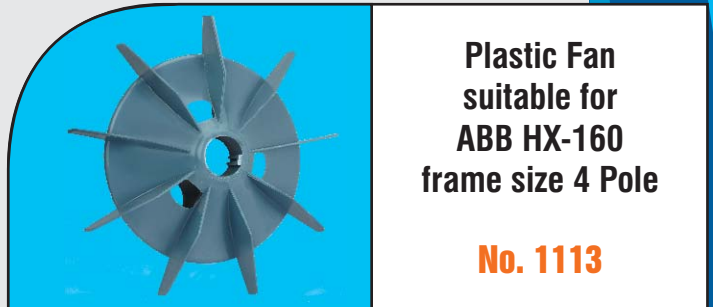
DRG. NO.	AØ	BØ	C	DØ	E	H	M	N	NO OF BLADES	KØ
112-20-111	55	25	25	197	19	44.5	7.8	22	10	151



**Plastic Fan
suitable for
KO 132
frame size**

No. 1112

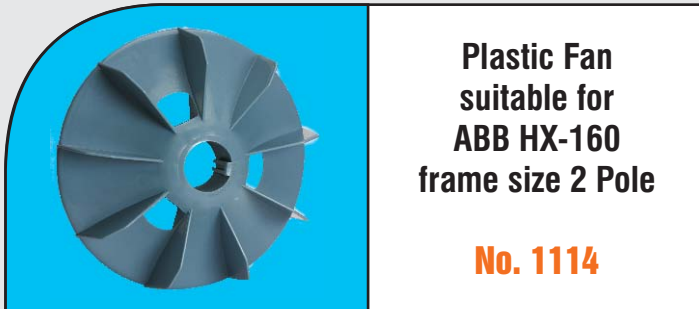
DRG. NO.	AØ	BØ	B1	C	DØ	E	H	NO OF BLADES	KØ
132-23-112	44	29	32,33	29	232	13	50	14	182



**Plastic Fan
suitable for
ABB HX-160
frame size 4 Pole**

No. 1113

DRG. NO.	AØ	BØ	C	DØ	E	H	M	N	NO OF BLADES	KØ
160-07-113	50	38	35.5	282	16.5	57.5	10	33.3	9	205



**Plastic Fan
suitable for
ABB HX-160
frame size 2 Pole**

No. 1114


DRG. NO.	AØ	BØ	C	DØ	E	H	M	N	NO OF BLADES	KØ
160-08-114	50	38	35.5	207	16.5	57.5	10	33.3	9	205



**Plastic Fan
suitable for
DK-7**

No. 1115

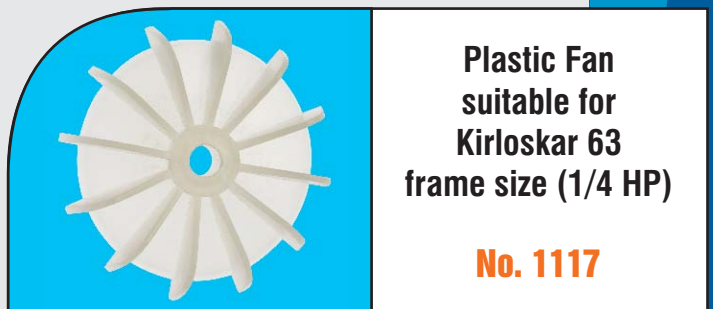
DRG. NO.	A	B	B1	C	D	E	H	M	N	NO OF BLADES	KØ
1115	28	14	-	20	130	8	31.5	5	16	12	102



**Plastic Fan
suitable for
SP**

No. 1116

DRG. NO.	AØ	BØ	C	DØ	E	H	J	NO OF BLADES
1116	28	22	21	136	-	24	3	12

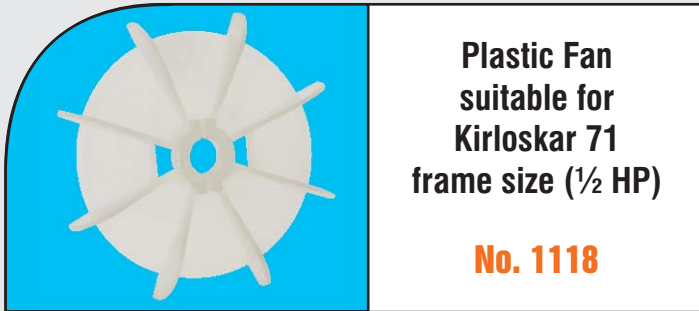


**Plastic Fan
suitable for
Kirloskar 63
frame size (1/4 HP)**

No. 1117

DRG. NO.	AØ	BØ	C	DØ	E	H	I	JØ	NO OF BLADES	KØ
63-03-117	23	10	11.5	91	1.25	18.5	10	3	12	78


Plastic Fans



Plastic Fan suitable for Kirloskar 71 frame size (1/2 HP)

No. 1118

DRG. NO.	AØ	BØ	C	DØ	E	H	J	NO OF BLADES	KØ
71-06-118	24	14.5	12	122	4	20	3	8	102



Plastic Fan suitable for Marathon / Alstom 180/200 frame size (30-40 HP)

No. 1119


DRG. NO.	AØ	BØ	C	DØ	E	H	I	J	NO OF BLADES	KØ
180/200-07119	59	43	40	274	2.5	54	30	5	14	212



Plastic Fan suitable for Bharat Bijlee 200/225 frame size 2 Pole

No. 1120


DRG. NO.	AØ	BØ	C	DØ	E	H	M	N	NO OF BLADES
200/225-01-120	92	57.6	45	264	17	110	14	52.5	5



Plastic Fan suitable for Bharat Bijlee 200 frame size 4 pole

No. 1121


DRG. NO.	A	B	C	D	E	H	M	N	NO OF BLADES
200-02-121	92	57.6	45	282	16	85	14	52.5	5



Plastic Fan suitable for Bharat Bijlee 225 frame size 4 pole

No. 1122


DRG. NO.	A	B	C	D	E	H	M	N	NO OF BLADES
225-01-122	92	57.6	45	302	16	95	14	52.5	5



Plastic Fan suitable for DK-6

No. 1123


DRG. NO.	A	B	B1	C	D	E	H	M	N	NO OF BLADES	KØ
1123	27	14	11	18.5	115	7.5	28	5	16	12	90



Plastic Fan suitable for Marathon / Alstom 160 frame size (15-20 HP)

No. 1124

DRG. NO.	A	B	C	D	E	H	I	J	NO OF BLADES	KØ
160-09-124	57	43	40	254	4	55	30	5	12	200



Plastic Fan suitable for Kirloskar Y Series KI-112 frame size (5 HP)


No. 1125

DRG. NO.	A	B	C	D	E	H	M	N	NO OF BLADES	KØ
112-21-125	36	28	30	155	7.5	35	8	24	6	120

FOREMOST INDUSTRIAL PRODUCTS




Plastic Fans



**Plastic Fan
suitable for Kirloskar
Y Series KI-160
frame size (15-20 HP)**

No. 1126


DRG. NO.	A	B	C	D	E	H	M	N	NO OF BLADES	KØ
160-10-126	54.5	43	40	248	8	59	12	38	6	200



**Plastic Fan
suitable for E-132
frame size (7.5-10 HP)**

No. 1127

DRG. NO.	A	B	B1	C	D	E	H	NO OF BLADES	KØ
132-24-127	48	38	32,35 40,42	30	238	11	48	12	177



**Plastic Fan
suitable for Kirloskar
Y Series KI-132
frame size (7.5-10 HP)**

No. 1128

DRG. NO.	A	B	B1	C	D	E	H	M	N	NO OF BLADES	KØ
132-25-128	48	38	-	35	184	9	46.5	10	33	6	144



**Plastic Fan
suitable for
E-90 frame (1 HP)**

No. 1129


DRG. NO.	AØ	A1Ø	BØ	B1Ø	C	DØ	E	H	JØ	NO. OF BLADES	KØ
90-14-129	30	25	24	17,19	18	142	2	27	4	12	103



**Plastic Fan
Suitable for
Bharat Bijlee 63 frame
(1/4 HP)**

No. 1130


DRG. NO.	AØ	BØ	C	DØ	E	H	I	JØ	NO OF BLADES	KØ
63-03-130	18	11.9	16	112	5	21	12	3.5	12	88



**Plastic Fan
suitable for Marathon /
Alstom / GEC 132 frame
(7.5-10 HP)**

No. 1131

DRG. NO.	AØ	BØ	B1	C	DØ	E	H	I	JØ	NO OF BLADES	KØ
132-25-131	46	39	30	32	241	13	49	21.5	4	10	203



**Plastic Fan
suitable for Marathon /
Alstom / GEC 63-71
frame (1/4-1/2 HP)**

No. 1132

DRG. NO.	AØ	BØ	C	DØ	H	I	JØ	NO OF BLADES	KØ
63-04-132	25	14	16	108	17	11	4	8	85




**Plastic Fan
suitable for
Crompton AD-90 frame
(2 HP)**

No. 1133

DRG. NO.	AØ	BØ	C	DØ	E	H	M	N	NO OF BLADES
1133	34	24.5	20	150	15	35	8	20	6


Plastic Fans



Plastic Fan suitable for Crompton AD-100 frame (3 HP)

No. 1134


DRG. NO.	AØ	BØ	C	DØ	E	H	M	N	NO OF BLADES
1134	38	24.5	20	165	16	36	8	20	6



Plastic Fan suitable for Crompton AD-112 (5 HP)

No. 1135


DRG. NO.	AØ	BØ	C	DØ	E	H	M	N	NO OF BLADES
1135	38	24.5	20	190	20	47	8	20	6



Plastic Fan suitable for Crompton AD-132 frame 4/6/8 pole

No. 1136

DRG. NO.	AØ	BØ	C	DØ	E	H	M	N	NO OF BLADES	K
1136	31.75	24.5	27	165	14	40	8	20	5	112



Plastic Fan suitable for Crompton AD-132 frame 2 POLE

No. 1137


DRG. NO.	AØ	BØ	C	DØ	E	H	M	N	NO OF BLADES	K
1137	31.75	24.5	27	150	14	40	8	20	5	112



Plastic Fan suitable for Crompton ND-160 frame (GRP) (15-20 HP)

No. 1138

DRG. NO.	AØ	BØ	C	DØ	E	H	M	N	NO OF BLADES	K
1138	60	42	25	278	27	60	12	37.3	10	228



Plastic Fan suitable for Crompton ND-180 frame (GRP) (30-40 HP)

No. 1139

DRG. NO.	AØ	BØ	C	DØ	E	H	M	N	NO OF BLADES	K
1139	80	48	33	265	32	80	14.3	42.5	7	235



Plastic Fan suitable for Hindustan / Siemens GN-80 frame

No. 1140

DRG. NO.	AØ	BØ	C	DØ	E	H	JØ	NO OF BLADES
1140	26	20	25	110	12.5	40	4	5



Plastic Fan suitable for Hindustan / Siemens GN - 90 frame

No. 1141

DRG. NO.	AØ	BØ	C	DØ	E	H	JØ	NO OF BLADES
1141	32	25	25	110	12.5	40	4	5


Plastic Fans



**Plastic Fan
suitable for
Hindustan / Siemens
GN-100 frame**

No.1142


DRG. NO.	AØ	BØ	C	DØ	E	H	JØ	NO OF BLADES
1142	36	30	26	128	12	39	5	5



**Plastic Fan
suitable for
Hindustan / Siemens
GN-112**

No.1143


DRG. NO.	AØ	BØ	C	DØ	E	H	JØ	NO OF BLADES
1143	37	30	27.5	146	16	48	5	5



**Plastic Fan
suitable for
Hindustan / Siemens
GN-132 frame**

No.1144


DRG. NO.	AØ	BØ	C	DØ	E	H	JØ	NO OF BLADES
1144	46	39	31	170	17	55	5	5



**Plastic Fan
OD 120**

No.1145


DRG. NO.	AØ	A1Ø	BØ	B1Ø	C	DØ	H	NO OF BLADES
1145	29	25	19.8	17	13.5	120	27	11



**Plastic Fan
suitable for Siemens
OD 160 mm
5 Blade**

No. 1146

DRG. NO.	AØ	BØ	B1Ø	C	DØ	E	H	M	N	NO OF BLADES
1146	76	49	44	45	160	5	60	11.8	38.9	5



**Plastic Fan
suitable for Kirloskar
Y Series KI-180
frame size (25-30 HP)**

No. 1147


DRG. NO.	AØ	BØ	C	DØ	E	H	M	N	NO OF BLADES	KØ
1147	64	52	35	273	9	62	14	47	6	220



**Plastic Fan
suitable for
Siemens / Hindustan
GN-160 frame**

No. 1148

DRG. NO.	AØ	BØ	C	DØ	E	H	JØ	NO OF BLADES
1148	53	44	37	205	19	70	5	5



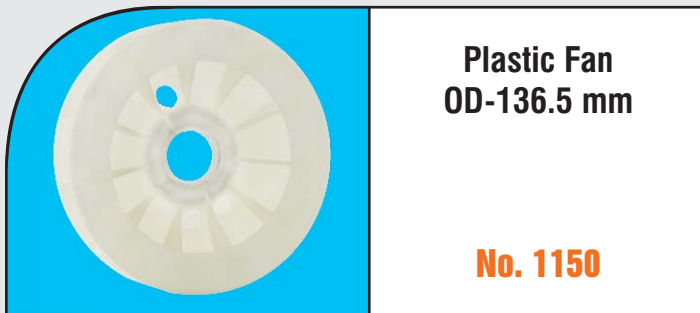
**Plastic Fan
suitable for
T Type 112 frame**

No. 1149

DRG. NO.	AØ	BØ	C	DØ	E	H	JØ	KØ	NO OF BLADES
1149	36	20,24	24	194	11	40	M-5	151	8

FOREMOST INDUSTRIAL PRODUCTS

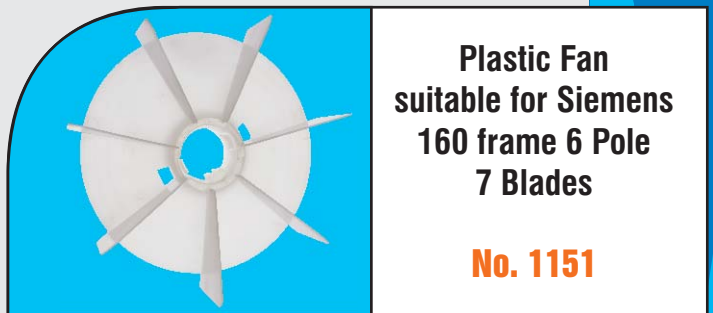
Plastic Fans



**Plastic Fan
OD-136.5 mm**

No. 1150


DRG. NO.	AØ	BØ	C	DØ	E	H	NO OF BLADES
1150	32	25	9.5	136.5	10.5	34	11



**Plastic Fan
suitable for Siemens
160 frame 6 Pole
7 Blades**

No. 1151

DRG. NO.	AØ	BØ	C	DØ	E	H	M	N	NO OF BLADES	KØ
1151	65	45	33	260	5.5	68	14	39.5	7	215



**Plastic Fan
suitable for Siemens
160 frame 4 Pole
7 Blades**

No. 1152

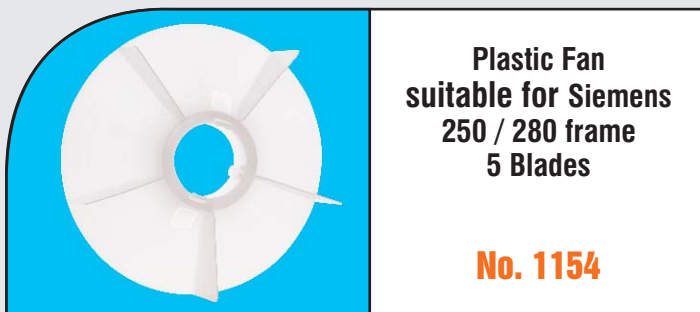
DRG. NO.	AØ	BØ	C	DØ	E	H	M	N	NO OF BLADES	KØ
1152	65	45	33	230	3	60	14	39.5	7	203



**Plastic Fan
suitable for Siemens
OD 200mm
5 Blades**

No. 1153

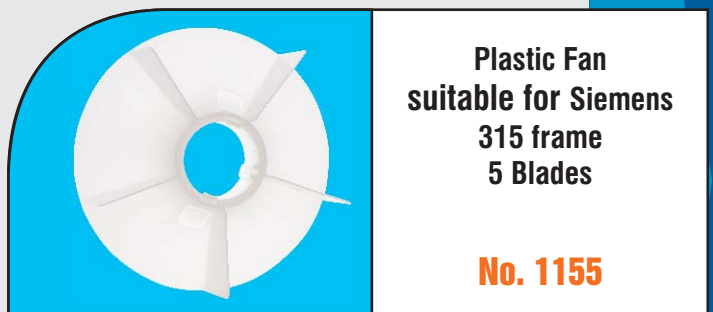
DRG. NO.	AØ	BØ	C	DØ	E	H	M	N	NO OF BLADES
1153	62	44	42	200	20	72	12	39.25	5



**Plastic Fan
suitable for Siemens
250 / 280 frame
5 Blades**

No. 1154

DRG. NO.	AØ	BØ	C	DØ	E	H	M	N	NO OF BLADES
1154	100	74	50	280	14	92	12	69.5	5



**Plastic Fan
suitable for Siemens
315 frame
5 Blades**

No. 1155

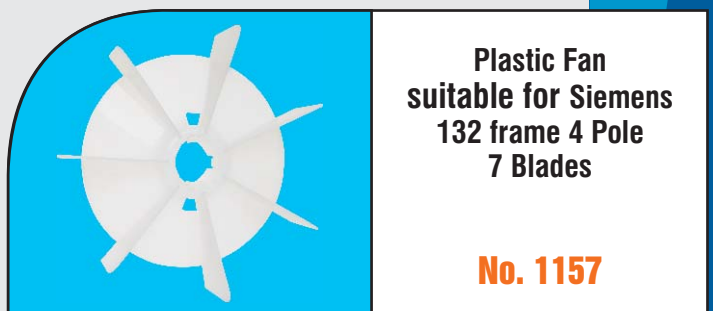
DRG. NO.	AØ	BØ	C	DØ	E	H	M	N	NO OF BLADES
1155	100	79	60	280	13.5	105	16	73.5	5



**Plastic Axial Fan
288 Dia**

No. 1156


DRG. NO.	AØ	BØ	C	DØ	H	NO OF BLADES
1156	120	17	60	288	60	7



**Plastic Fan
suitable for Siemens
132 frame 4 Pole
7 Blades**

No. 1157


DRG. NO.	AØ	BØ	C	DØ	E	H	M	N	NO OF BLADES	KØ
1157	55	35	29	230	3	53	10	38.1	7	175



**Plastic Fan
suitable for Siemens
132 frame 2 Pole
7 Blades**

No. 1158


DRG. NO.	AØ	BØ	C	DØ	H	M	N	NO OF BLADES	KØ
1158	55	35	29	150	37	10	38.1	7	136



**Plastic Fan
suitable for Siemens
112 frame
7 Blades**

No. 1159


DRG. NO.	AØ	BØ	C	DØ	E	H	M	N	NO OF BLADES	KØ
1159	39	25	26	190	3	50	8	28.5	7	170



**Plastic Fan
suitable for Siemens
100 frame
6 Pole 7 Blades**

No. 1160


DRG. NO.	AØ	BØ	C	DØ	H	M	N	NO OF BLADES	KØ
1160	39	25	26	170	44	8	28.5	7	150



**Plastic Fan
suitable for Siemens
100 frame
4 Pole 7 Blades**

No. 1161

DRG. NO.	AØ	BØ	C	DØ	H	M	N	NO OF BLADES	KØ
1161	39	25	26	150	39.5	8	28.5	7	135



**Plastic Fan
suitable for Siemens
100 frame
2 Pole 7 Blades**

No. 1162


DRG. NO.	AØ	BØ	C	DØ	H	M	N	NO OF BLADES	KØ
1162	39	25	26	130	34.5	8	28.5	7	117



**Plastic Fan
Suitable for Kirloskar
LD-200
200 frame (40 HP)**

No. 1163


DRG. NO.	AØ	BØ	C	DØ	E	H	JØ	NO OF BLADES	KØ	PCD
1163	110	67	8	364	26	83	7	16	295	82



**Plastic Fan
Suitable for
Kirloskar LD-225
frame (50 HP)**

No. 1164


DRG. NO.	AØ	BØ	C	DØ	E	H	J	NO OF BLADES	KØ	PCD
1164	136	72	9	418	30	81	9	15	370	94



**Plastic Fan
Suitable for
ABB M2BAX
160 frame 4 POLE**

No. 1165


DRG. NO.	AØ	BØ	C	DØ	E	H	M	N	NO OF BLADES	KØ
1165	57	40	30.5	260	5	43	12	36.8	7	210



Plastic Fan Suitable for ABB M2BAX 160 -180 frame 2 POLE

No. 1166


DRG. NO.	AØ	BØ	C	DØ	E	H	M	N	NO OF BLADES	KØ
1166	57	40	30.5	224	4.5	43	12	36.8	7	180



Plastic Fan Suitable for ABB M2BAX 160 frame 6 Pole

No. 1167


DRG. NO.	AØ	BØ	C	DØ	E	H	M	N	NO OF BLADES	KØ
1167	60	40	30.5	282	12	57.5	12	36.8	9	205



Plastic Fan suitable for Siemens / Hindustan GN-180

No. 1168


DRG. NO.	AØ	BØ	C	DØ	E	H	M	N	NO OF BLADES
1168	78	49	45	252	37	92	12	44.4	5



Plastic Fan suitable for Siemens / Hindustan GN-200

No. 1169

DRG. NO.	AØ	BØ	C	DØ	E	H	M	N	NO OF BLADES
1169	78	58	45	252	37	92	12	53.3	5




Plastic Fan suitable for ABB M2BAX 180 6 P, 200 4-6 P

No. 1170

DRG. NO.	AØ	BØ	C	DØ	E	H	M	N	NO OF BLADES	KØ
1170	57	40	30.5	290	12	58	12	36.8	12	215


Alternator Plastic Fans



**Plastic Fan
for
Alternators**

No. 1194


DRG. NO.	A	B	C	D	E	H	NO OF BLADES	KØ
1194	112	85	41	355	36	77	13	263



**Plastic Fan
for
Alternators**

No. 1195

DRG. NO.	A	B	C	D	E	H	NO OF BLADES	KØ
1195	102	75	9	280	53	62	12	210



**Plastic Fan
for
Alternators**

No. 1196

DRG. NO.	A	B	C	D	E	H	NO OF BLADES	K
1196	60.5	48.2	26.5	232.5	16.5	50.3	11	158

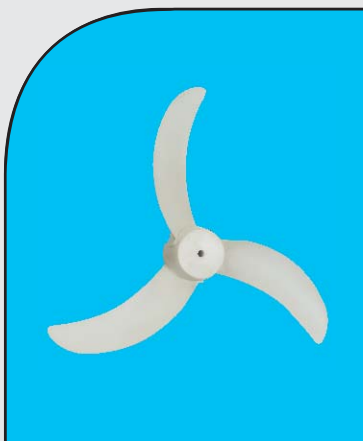


**Plastic Fan
for
Alternators**

No. 1197


DRG. NO.	A	B	C	D	E	H	NO OF BLADES	K
1197	100	66	5	239.5	37	40	12	165

Carriage Fans



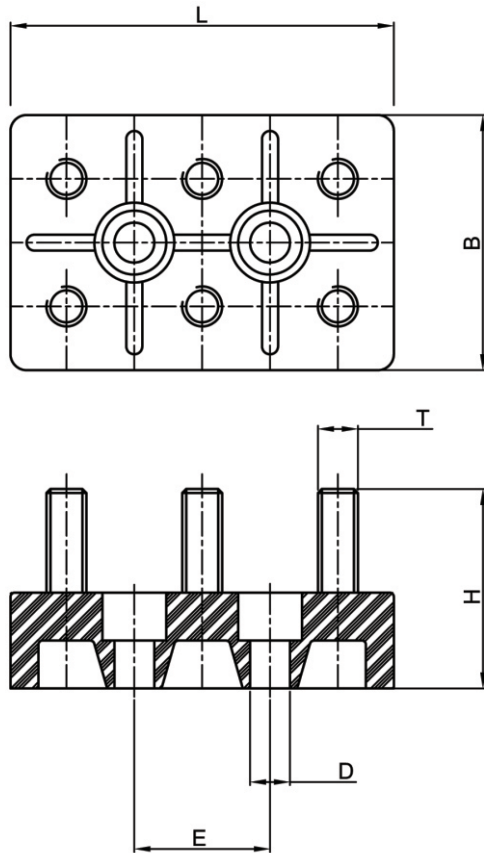
**450 mm Axial Flow
Carriage Fan**

No. 1198



**400 mm Axial Flow
Carriage Fan**

No. 1199



REFERENCE ABBREVIATIONS

- L LENGTH OF THE TERMINAL BLOCK
- B WIDTH OF THE TERMINAL BLOCK
- E CENTRE DISTANCE BETWEEN THE FIXING HOLES
- D DIAMETER OF THE FIXING HOLES
- H TOTAL HEIGHT OF THE BLOCK WITH THE INSERT
- T THREADING OF THE INSERT IN mm



**Terminal Block
suitable for
1 HP Motor**

No. 2001
* ** ***

DRG. NO.	L	B	E	D	H	T
FI/TP1/3T	50	32	18	7	25.5	M 5



**Terminal Block
suitable for
Single Phase Motors**

No. 2002

DRG. NO.	L	B	E	D	H	T
FI/TP 1/4T	50	32	18	7	25.5	M 5



**Terminal Block
suitable for
1-2 HP Motors**

No. 2003
* ** ***

DRG. NO.	L	B	E	D	H	T
FI/TP 1/6T	50	32	18	7	25.5	M 5



**Terminal Block
suitable for
1-3 HP Motors**

No. 2004
* ** ***

DRG. NO.	L	B	E	D	H	T
FI/TP 2/3T	55	40	19.5	7	26	M 5

* Available in Bakelite Raw Material & Brass Hardware
 ** Available in DMC Raw Material & Brass Hardware
 *** Available in DMC Raw Material & MS Hardware

FOREMOST INDUSTRIAL PRODUCTS



Terminal Blocks



Terminal Block
suitable for
Single Phase Motors

No. 2005

DRG. NO.	L	B	E	D	H	T
FI/TP 2/4T	55	40	20	7	26.5	M 5



Terminal Block
suitable for
H.B.B. 5 HP Motors

No. 2006
* ** ***

DRG. NO.	L	B	E	D	H	T
FI/TP 2/6T	55	40	19.5	7	26	M 5



Terminal Block
suitable for
3 HP Motors

No. 2007
* **

DRG. NO.	L	B	E	D	H	T
FI/TP 3/3T	70	45	25	8	29.5	M 6



Terminal Block
suitable for
5-10 HP Motors

No. 2008
* ** ***

DRG. NO.	L	B	E	D	H	T
FI/TP 3/6T	70	45	25	8	29.5	M 6



Terminal Block
suitable for
Crompton (Old)
15 HP Motors

No. 2009
* **

DRG. NO.	L	B	E	D	H	T
FI/TP 4/6T	82	52	30	7	31	M 6



Terminal Block
suitable for
Kirloskar 15-20 HP

No. 2010 / 2710

DRG. NO.	L	B	E	D	H	T
FI/TP 5/6T	87	49	69	8	50.5	M 6



Terminal Block
suitable for
Crompton (Old)
15-25 HP &
NEI 15-25 HP Motors

No. 2011
* ** ***

DRG. NO.	L	B	E	D	H	T
FI/TP 6/6T	96	60	36	9	39.5	M 8



Terminal Block
suitable for
50 HP Motors

No. 2012
* ** ***

DRG. NO.	L	B	E	D	H	T
FI/TP 7/6T	112	69	44	9	40.5	M 8

* Available in Bakelite Raw Material & Brass Hardware
** Available in DMC Raw Material & Brass Hardware
*** Available in DMC Raw Material & MS Hardware

FOREMOST INDUSTRIAL PRODUCTS

Terminal Blocks



Terminal Block suitable for Texmo 3-5 HP, Laxmi 10-20 HP Motors

No. 2013
* ***


DRG. NO.	L	B	E	D	H	T
FI/TP 8/6T	75	47	64	7	39	M 6



Terminal Block suitable for Texmo 10 HP Motors

No. 2014

DRG. NO.	L	B	E	D	H	T
FI/TP 9/6T	80	52	68	8.5	35	M 6



Terminal Block suitable for Jyoti 10 HP Motors

No. 2015

DRG. NO.	L	B	E	D	H	T
FI/TP 11/6T	87	44	68	9	32.5	M 6



Terminal Block suitable for Siemens / Bharat Bijlee 1/2 HP, Laxmi 1/2 HP

No. 2019 & 2019-A
* ** ***

DRG. NO.	L	B	E	D	H	T
FI/TP/GR10 - 3T	43	27.5	15.5	6	23/20	M 4



No. 2020

DRG. NO.	L	B	E	D	H	T
KM-4 / 3T	54	34	20	6	27.5	M 4



Terminal Block suitable for Siemens 3 HP Motors

No. 2021

DRG. NO.	L	B	E	D	H	T
KM-4	54	34	20	6	27.5	M 4



Terminal Block suitable for Siemens 5 HP Motors

No. 2022

DRG. NO.	L	B	E	D	H	T
KM-5	64	40	23	7	31	M 5



Terminal Block suitable for Siemens 7.5-10 HP Motors


No. 2023

DRG. NO.	L	B	E	D	H	T
KM-6	77	48	28	7	34	M 6

* Available in Bakelite Raw Material & Brass Hardware
** Available in DMC Raw Material & Brass Hardware
*** Available in DMC Raw Material & MS Hardware

FOREMOST INDUSTRIAL PRODUCTS


Terminal Blocks



Terminal Block
suitable for
Siemens/Bharat Bijlee
3 HP

No. 2024 / 2724


DRG. NO.	L	B	E	D	H	T
GK-130	59	57	51.5	4.5	38	M 4



Terminal Block
suitable for
Siemens/Bharat Bijlee
5 HP

No. 2025 / 2725

DRG. NO.	L	B	E	D	H	T
GK-230	70	66	60	6	38	M 4



Terminal Block
suitable for
Siemens/Bharat Bijlee
7.5-10 HP

No. 2026 / 2726

DRG. NO.	L	B	E	D	H	T
GK-330	82	82	70	7	47	M 5



Terminal Block
suitable for
Crompton 3 Pin
Connector

No. 2027

DRG. NO.	L	B	E	D	H
FI/TP 263	63	29	53	7 X 6	18.5



Terminal Block
suitable for Jyoti 3 HP,
BBC 3 HP, Laxmi 3 HP
& Spartan (Baltiboi)
3 HP

No. 2029
* ***


DRG. NO.	L	B	D	H	T
FI/TP TR/3T	49	44	7	27.5	M 5



Terminal Block
suitable for Kirloskar
3 HP KH-100 frame

No. 2031
* ** ***

DRG. NO.	L	B	E	D	H	T
FI/TP 163	58	29	50	6	26.5	M 5



Terminal Block
suitable for Kirloskar
5-10 HP
KH-112 / KH-132 frame

No. 2032 / 2732

DRG. NO.	L	B	E	D	H	T
FI/TP 146	72.5	34	62.5	6	32.5	M 6




Terminal Block
suitable for Kirloskar
15-20 HP
(Old)

No. 2033

DRG. NO.	L	B	E	D	H	T
FI/TP 276	117	76	97	8	54	M 6

* Available in Bakelite Raw Material & Brass Hardware
** Available in DMC Raw Material & Brass Hardware
*** Available in DMC Raw Material & MS Hardware

Terminal Blocks



**Terminal Block
suitable for Kirloskar
25-40 HP**

No. 2034
* **

DRG. NO.	L	B	E	D	H	T
FI/TP 216	148	83	125	11	54	M 8



**Terminal Block
suitable for
Single Phase Motors**

No. 2039
* ***

DRG. NO.	L	B	D	H	T
FI/TP S 204	39	33	7	25.5	M 5



**Terminal Block
suitable for
GEC / ALSTOM 3-5 HP**

No. 2043


DRG. NO.	L	B	E	D	H	T
FI/TP 183	63	37	39	9	35	M 6



**Terminal Block
suitable for
GEC / ALSTOM 10 HP**

No. 2044

DRG. NO.	L	B	E	D	H	T
FI/TP 243	101	30	84	9	29	M 6



**Terminal Block
suitable for
GEC / ALSTOM 20 HP**

No. 2045

DRG. NO.	L	B	E	D	H	T
FI/TP 383	146	50	120	11	49	M 6



**Terminal Block
suitable for
GEC / ALSTOM
3-5 HP**

No. 2046

DRG. NO.	L	B	E	D	H	T
FI/TP 366	60.5	41	41	6.5	33	M 5



**Terminal Block
suitable for
NGEF 3 HP
(Moulded Inserts)**

No. 2047

DRG. NO.	O/D	E	D	H	T
FI/TP 296	71	57	9 X 6	32	M 5



**Terminal Block
suitable for
NGEF 3 HP
with fitting**

No. 2047-A

DRG. NO.	O/D	E	D	H	T
FI/TP 296	71	58	9 X 7	35	M 4

* Available in Bakelite Raw Material & Brass Hardware
 ** Available in DMC Raw Material & Brass Hardware
 *** Available in DMC Raw Material & MS Hardware

FOREMOST INDUSTRIAL PRODUCTS



Terminal Blocks



Terminal Block suitable for NGEF 5-10 HP (Moulded Inserts)

No. 2048

DRG. NO.	O/D	E	D	H	T
FI/TP 306	88	72	9 X 6	34	M 6



Terminal Block suitable for NGEF 5-10 HP with fitting

No. 2048-A

DRG. NO.	O/D	E	D	H	T
FI/TP 306	88	74	9 X 7	40	M 5



Terminal Block suitable for NGEF 20-40 HP

No. 2049

DRG. NO.	O/D	E	D	H	T
FI/TP 196	116	96	9 X 8	49	M 6



Terminal Block suitable for Worthington Simpson (Beacon)

No. 2050

DRG. NO.	L	B	E	D	H	T
FI/TP 376	89	70	72	8 x 12	30	M 6



Terminal Block suitable for Spartan (Batliboi) 5 HP

No. 2053
* ***

DRG. NO.	L	B	E	D	H	T
FI/TP 226	55	41	19.5	7	29.5	M 6



Terminal Block suitable for ABB HX 15-25 HP

No. 2054

DRG. NO.	L	B	E	D	H	T
FI/TP 346	84	52	32	7	41	M 8



Terminal Block suitable for Remi Motors

No. 2055

DRG. NO.	L	B	E	D	H	T
FI/TP R/3T	50	33	16	5	33	M 5



Terminal Block suitable for Crompton 3 HP Motors

No. 2058

DRG. NO.	L	B	E	D	H	T
2058	73	46	25	7	36	M 6

FOREMOST INDUSTRIAL PRODUCTS

Terminal Blocks



**Terminal Block
suitable for
Crompton
5-10 HP Motors**

No. 2059

DRG. NO.	L	B	E	D	H	T
2059	73	46	25	7	36	M 6



**Bakelite Terminal
Board
suitable for
NGEF 3 HP**

No. 2060

DRG. NO.	O/D	E	D	H
2060	71	58	9 X 7	22



**Bakelite Terminal
Board
suitable for
NGEF 5-10 HP**

No. 2061


DRG. NO.	O/D	E	D	H
2061	88	74	9 x 7	25



**Terminal Block
suitable for Siemens
Type 20 HP**

No. 2062


DRG. NO.	L	B	E	D	H	T
2062	81	20	30.5	8.5	40	M 6



**Terminal Block
suitable for Siemens
Type 40 HP**

No. 2063

DRG. NO.	L	B	E	D	H	T
2063	106	29	38	9	51	M 8



**Terminal Block
suitable for Siemens
Type 60 HP**

No. 2064

DRG. NO.	L	B	E	D	H	T
2064	123	43	47	9	58	M 10



**Terminal Block
suitable for Siemens
Type 100 HP**

No. 2065

DRG. NO.	L	B	E	D	H	T
2065	145	44	54	9.5	65	M 12



**Terminal Block
suitable for Siemens
2 HP**

No. 2067
* * * * *


DRG. NO.	L	B	E	D	H	T
FI/TPGR-10/6T	43	27.5	15.5	6	23	M 4

* Available in Bakelite Raw Material & Brass Hardware
 ** Available in DMC Raw Material & Brass Hardware
 *** Available in DMC Raw Material & MS Hardware

FOREMOST INDUSTRIAL PRODUCTS



Terminal Blocks



Terminal Block suitable for Kirloskar 75 HP

No. 2071

DRG. NO.	L	B	E	D	H	T
2071	178	123	158	10	68	M10



Terminal Block suitable for Sharp 2 Pin Connector

No. 2072
* ** ***

DRG. NO.	L	B	D	H
2072	24	24	5	14



Terminal Block suitable for 2 Pin Connector Nylon

No. 2072-B

DRG. NO.	L	B	D	H
2072-B	24	22	4	13.5



Terminal Block suitable for Crompton Single Phase 4 Pt

No. 2073

DRG. NO.	L	B	E	D	H	T
2073	57.2	38.7	46.5	5	22	M 4



Terminal Block suitable for Crompton Single Phase 3 Pt

No. 2073-A

DRG. NO.	L	B	E	D	H	T
2073-A	57.2	38.7	46.5	5	22	M 4



Terminal Block suitable for Kirloskar 1-2 HP

No. 2074

DRG. NO.	L	B	E	D	H	T
2074	44	34	25	5.3	31.5	M 5



Terminal Block suitable for Crompton Flame Proof

No. 2076
* **

DRG. NO.	L	B	SLEEVE DIAMETER	H	T
2076	28	25	11 - 11.2	80	M 6



Terminal Block suitable for Crompton Flame Proof

No. 2076-A
* **


DRG. NO.	L	B	SLEEVE DIAMETER	H	T
2076 - A	34	29	17 - 17.2	84	M 8

* Available in Bakelite Raw Material & Brass Hardware
 ** Available in DMC Raw Material & Brass Hardware
 *** Available in DMC Raw Material & MS Hardware

FOREMOST INDUSTRIAL PRODUCTS



Terminal Blocks



Terminal Block suitable for Siemens 1 HP 3 Stud / 6 Stud

No. 2077/2077 A

DRG. NO.	L	B	E	D	H	T
GK 030	51	34	18	5	25	M 4



Terminal Block suitable for 3 Pin Connector

No. 2078-B

DRG. NO.	L	B	E	D	H
2078-B	35	22	11.5	4	13



Terminal Block suitable for 3 Pin Connector Single Hole

No. 2078-C

DRG. NO.	L	B	D	H
2078-C	35	22	5	13



Terminal Block suitable for Kirloskar 40-60 HP (With Link)

No. 2779-B

(Without Link)

No. 2079 / 2779

**** *****

DRG. NO.	L	B	E	D	H	T
2079	150	90	125	10.5	62	M 10



Terminal Block 2 PT

No. 2080

DRG. NO.	L	B	D	H	T
2080	28	28	5	20	M 4



Terminal Block 2/3 T (6 mm)

No. 2081

DRG. NO.	L	B	E	D	H	T
2081	55	40	19.5	7	29.5	M 6



Terminal Block suitable for Kirloskar 100 HP

No. 2082

DRG. NO.	L	B	E	D	H	T
2082	200	150	158	10	77	M 12



Terminal Block FI/TP 146 (3 Studs)

No. 2083

DRG. NO.	L	B	E	D	H	T
2083	72.5	34	62.5	6	33	M 6

* Available in Bakelite Raw Material & Brass Hardware
 ** Available in DMC Raw Material & Brass Hardware
 *** Available in DMC Raw Material & MS Hardware

FOREMOST INDUSTRIAL PRODUCTS

Terminal Blocks



**Terminal Block
FI/TP GR-10/3T
(REMI)**

No. 2084
* ***

DRG. NO.	L	B	E	D	H	T
2084	43	27	16	5	29	M 4

**Terminal Block
FI/TP GR-10/4T
(REMI)**

No. 2085
* ***

DRG. NO.	L	B	E	D	H	T
2085	43	27	16	5	29	M 4

**Terminal Block
FI/TP GR-10/6T
(REMI)**

No. 2086
* ***

DRG. NO.	L	B	E	D	H	T
2086	43	27	16	5	29	M 4

**Terminal Block
FI/TP 1/3 T
(20 mm CD)**

No. 2087

DRG. NO.	L	B	E	D	H	T
2087	48	32	20	5	26	M 5

**Terminal Block
FI/TP 1/6 T
(20 mm CD)**

No. 2088

DRG. NO.	L	B	E	D	H	T
2088	48	32	20	5.3	26	M 5

**Terminal Block
suitable for
Laxmi Flameproof**

No. 2089

DRG. NO.	A/C	A/F	SLEEVE DIAMETER	H	T
2089	28	24	14.9 To 14.98	89	M 6

**Terminal Block
suitable for
Laxmi Flameproof**

No. 2090

DRG. NO.	A/C	A/F	SLEEVE DIAMETER	H	T
2090	28	24	14.9 To 14.98	82	M 6

**Terminal Cap
suitable for
Laxmi Flameproof**

No. 2091

DRG. NO.	ID	O. D.	H
2091	6.5	21.5	18.5

* Available in Bakelite Raw Material & Brass Hardware

** Available in DMC Raw Material & Brass Hardware

*** Available in DMC Raw Material & MS Hardware

FOREMOST INDUSTRIAL PRODUCTS

Terminal Blocks



Terminal Block suitable for Laxmi Flameproof

No. 2092

DRG. NO.	A/C	A/F	SLEEVE DIAMETER	H	T
2092	41	36	24.9 To 25	145	M 12



Terminal Block suitable for Laxmi Flameproof

No. 2093

DRG. NO.	A/C	A/F	SLEEVE DIAMETER	H	T
2093	41	36	24.9 To 25	112	M 12



Terminal Block suitable for Otis Motor (8 pin-M 5)

No. 2096

DRG. NO.	L	B	E	D	H	T
2096	74	36	20	5.5	30	M 5



Terminal Block suitable for Energy Efficient Motor

No. 2097

DRG. NO.	L	B	E	D	H	T
2097	69	43	26	6.3	43	M 8



Terminal Block suitable for Energy Efficient Motor

No. 2098

DRG. NO.	L	B	E	D	H	T
2098	78	48	28	7	48	M 10




Terminal Block suitable for Crompton ND-160/180 frame Double Decker (15-30 HP) (With Link)

No. 2099 A

(Without Link)

No. 2099


DRG. NO.	L	B	E	D	H	T
2099	91	51	35	9	62	M 6



Terminal Block 204 - 6

No. 2100

DRG. NO.	L	B	E	D	H	T
2100	76	48	28	5.5	45	M 5




Terminal Block 304 - 6

No. 2101

DRG. NO.	L	B	E	D	H	T
2101	85	55	31	5.5	57	M 6

* Available in Bakelite Raw Material & Brass Hardware
 ** Available in DMC Raw Material & Brass Hardware
 *** Available in DMC Raw Material & MS Hardware

Terminal Blocks



Terminal Block
suitable for
Siemens Type 200 HP

No. 2106

DRG. NO.	L	B	E	D	H	T
2106	183	54	68	11.5	80	M16



Terminal Block
suitable for
3 Pin Conector New

No. 2107


DRG. NO.	L	B	D	H
2107	36	20	4.5	16.5



Terminal Block
suitable for
Havells 56-80 frame

No. 2109

DRG. NO.	L	B	E	D	H	T
2109	40	25	15	6.5x5.5	20.5	M 4



Terminal Block
suitable for
Havells 90-112 frame

No. 2110


DRG. NO.	L	B	E	D	H	T
2110	56	36	20	9 x 6	26.5	M 5



Terminal Block
suitable for
Havells 132 frame

No. 2111


DRG. NO.	L	B	E	D	H	T
2111	64	40	23	6	26.5	M 5



Terminal Block
suitable for
Havells 160 frame

No. 2112

DRG. NO.	L	B	E	D	H	T
2112	82	52	30	12x6.5	33.5	M 6



Terminal Block
404 - 6

No. 2113

DRG. NO.	L	B	E	D	H	T
2113	104	68	35	6.6	65	M 8



Terminal Block
suitable for
Havells 180-200 frame

No. 2114

DRG. NO.	L	B	E	D	H	T
2114	96	60	35	7	48	M 8

FOREMOST INDUSTRIAL PRODUCTS



Terminal Blocks



Terminal Block
suitable for
Havells 225-250 frame

No. 2115

DRG. NO.	L	B	E	D	H	T
2115	120	75	45	9	57	M 10



Terminal Block
suitable for
Kirloskar PM series
90-132 frame size

No. 2116

DRG. NO.	L	B	E	D	H	T
2116	54	34	20	6.5	29.5	M 5



Terminal Block
suitable for
Single Phase Motors

No. 2117

DRG. NO.	L	B	E	D	H	T
2117	43	27	15.5	6	24	M 4



Terminal Block
suitable for
2 Pin Connector Small

No. 2118

DRG. NO.	L	B	D	H
2118	18	17	4.5	13.5



Terminal Block
suitable for
Energy Efficient Motor

No. 2119

DRG. NO.	L	B	E	D	H	T
2119	60	37	20	6	38	M 7



Terminal Block
suitable for
Lakshmi 160 frame

No. 2120

DRG. NO.	L	B	E	D	H	T
2120	78	48	28	7	36	M 6



No. 2121

DRG. NO.	L	B	E	D	H	T
2121	120	48	40	9	58	M 10



Terminal Block
suitable for
Single Phase Motors

No. 2122

DRG. NO.	L	B	D	H	T
2122	30	30	6	22	M 4

Terminal Blocks



**Terminal Block
suitable for Kirloskar
1 HP (Y Series)
KI-80 3 Stud**

No. 2123

DRG. NO.	L	B	E	D	H	T
2123	56	36	21	5.8	36	M4



**Terminal Block
suitable for
40 x 40 9 studs**

No. 2124


DRG. NO.	L	B	E	D	H	T
2124	40	40	15	4.5	23	M4



**Terminal Block
suitable for
56 x 56 9 studs**

No. 2125

DRG. NO.	L	B	E	D	H	T
2125	56	56	20	5.5	27.5	M5



**Terminal Block
suitable for
Thermister T Block**

No. 2126

DRG. NO.	L	B	D	H	T
2126	30	10	4.5	19	M4



**Terminal Block
suitable for
ABB HX 63-80 frame**

No. 2127

DRG. NO.	L	B	E	D	H	T
2127	43	27	16	4.8	26	M4



**Terminal Block
suitable for
ABB HX 90-132 frame**

No. 2128

DRG. NO.	L	B	E	D	H	T
2128	52	32	20	9x7	30	M5



**Terminal Block
50 x 32 (M 4)**

No. 2129

DRG. NO.	L	B	E	D	H	T
2129	50	32	18	8x5.5	21.5	M4




**Terminal Block
175 x 82 (M 12)**

No. 2130

DRG. NO.	L	B	E	D	H	T
2130	175	82	142	13x11	67	M12

FOREMOST INDUSTRIAL PRODUCTS

Terminal Blocks



Terminal Block suitable for 44 x 42 8 studs

No. 2131


DRG. NO.	L	B	E	D	H	T
2131	44	42	15	6x5.2	24	M4



Terminal Block suitable for 42 x 28 x 24 Triangular (small)

No. 2132

DRG. NO.	L	B	D	H	T
2132	42	28	6	29	M5



Terminal Block suitable for Siemens / Hindustan GN-63-90 frame

No. 2134

DRG. NO.	L	B	E	D	H	T
2134	68	32	58	4.8	24	M4



Terminal Block suitable for Siemens / Hindustan GN-100-132 frame

No. 2135

DRG. NO.	L	B	E	D	H	T
2135	68	42	26	6	33	M5



Terminal Block suitable for Flameproof Stud M4

No. 2136

DRG. NO.	H	SLEEVE DIAMETER	OUTER DIAMETER	T
2136	63.5	10	14	M4



Terminal Block suitable for Siemens Type 40 HP 140 x 140 Square (With Link)

No. 2137-B

(Without Link)

No. 2137

DRG. NO.	L	B	E	D	H	T
2137	140	140	100	9	55	M8



Terminal Block suitable for Siemens Type Round OD 180 (With Link)

No. 2138-B

(Without Link)

No. 2138

DRG. NO.	OD	E	D	H	T
2138	180	126 x 56	11	111	M 10



Terminal Block suitable for Siemens Type Round OD 212 (With Link)


No. 2139-B

(Without Link)

No. 2139

DRG. NO.	OD	E	D	H	T
2139	212	150 x 66	14	130	M 12

Terminal Blocks



Terminal Block suitable for Siemens Type Round OD 274 (With Link)
No. 2140-B
(Without Link)
No. 2140

DRG. NO.	OD	E	D	H	T
2140	274	196 x 84	18	155	M 16



Terminal Block suitable for 150 x 95 (M 12)
No. 2141

DRG. NO.	L	B	E	D	H	T
2141	150	95	55	13.5	63	M 12



Terminal Block 196 x 130 (M 12) suitable for Siemens Type (With Link)
No. 2142-B
(Without Link)
No. 2142

DRG. NO.	L	B	E	D	H	T
2142	196	130	172	11	85	M 12



Terminal Block suitable for Kirloskar 3 HP FI/TP 163 (6 Stud)
No. 2143

DRG. NO.	L	B	E	D	H	T
2143	58	29	50	6	28	M 5



Terminal Block 256 x 152 (M 16) suitable for Siemens Type (With Link)
No. 2144-B
(Without Link)
No. 2144

DRG. NO.	L	B	E	D	H	T
2144	256	152	230	13	122	M 16



Terminal Block suitable for Kirloskar Y2 200 - 225 frame
No. 2145

DRG. NO.	L	B	E	D	H	T
2145	160	160	142	10	74	M 8



Terminal Block suitable for Kirloskar Y2 250-280 frame
No. 2146

DRG. NO.	L	B	E	D	H	T
2146	190	190	170	10	81	M 10



Terminal Block 51 x 27 suitable for Siemens Type 71-90 frame
No. 2147

DRG. NO.	L	B	E	D	H	T
2147	51	27	15	5	24.5	M 4

Terminal Blocks



Terminal Block
86.5 x 58 suitable for
Siemens Type 160/180
frame

No. 2148


DRG. NO.	L	B	E	D	H	T
2148	86.5	58	30	6	45	M5



Terminal Block
103 x 65 suitable for
Siemens Type 200
frame

No. 2149


DRG. NO.	L	B	E	D	H	T
2149	103	65	38	7	58	M6



Terminal Block
110 x 78 suitable for
Siemens Type 225
frame (With Link)

No. 2150-B
(Without Link)
No. 2150

DRG. NO.	L	B	E	D	H	T
2150	110	78	38	7	48	M8



Terminal Block
160 x 104 suitable for
Siemens Type
250 frame (With Link)

No. 2151-B
(Without Link)
No. 2151

DRG. NO.	L	B	E	D	H	T
2151	160	104	142	9	75	M10



Terminal Block
suitable for
Crompton ND
225/250/280 frame

No. 2152

DRG. NO.	L	B	E	D	H	T
2152	208	78	187	10	79	M8



Terminal Block
suitable for
8 Stud

No. 2153

DRG. NO.	L	B	E	D	H	T
2153	78	70	21	7	47	M6



Terminal Block
61 x 41 suitable for
Siemens Type
110 - 112 frame

No. 2154

DRG. NO.	L	B	E	D	H	T
2154	61	41	20	4.8	35	M4



Terminal Block
69 x 46 suitable for
Siemens Type
132 frame

No. 2155

DRG. NO.	L	B	E	D	H	T
2155	69	46	23	4.8	37	M5

Terminal Blocks



**Terminal Block
2 Pin Connector
15 Amp**

No. 2157


DRG. NO.	L	B	D	H
2157	26.5	26	4.5	19



**Terminal Block
189 x 100
Suitable for
Siemens (M-16) Type**

No. 2158

DRG. NO.	L	B	E	D	H	T
2158	189	100	68	11.5	80	M16



**Terminal Block
270 x 60
(Le & Ln)**

**No. 2159 - M 20
No. 2159 A - M16**

DRG. NO.	L	B	E	D	H	T
2159	270	60	90	11	108	M 20 M16



**Terminal Block
75 x 47 (M-6)
112 frame
Texmo Type**

No. 2162

DRG. NO.	L	B	E	D	H	T
2162	75	47	64	7	34.5	M6



**Terminal Block
Suitable for
ABB Type M2BAX
71-90 frame**

No. 2163

DRG. NO.	L	B	E	D	H	T
2163	45	31	17	6	26	M4



**Terminal Block
Suitable for
ABB Type M2BAX
100-132 frame**

No. 2164

DRG. NO.	L	B	E	D	H	T
2164	54	36	19	6	28.5	M5



**Terminal Block
Suitable for
ABB Type M2BAX
160-200 frame**

No. 2165

DRG. NO.	L	B	E	D	H	T
2165	80	56	30	7	40	M6

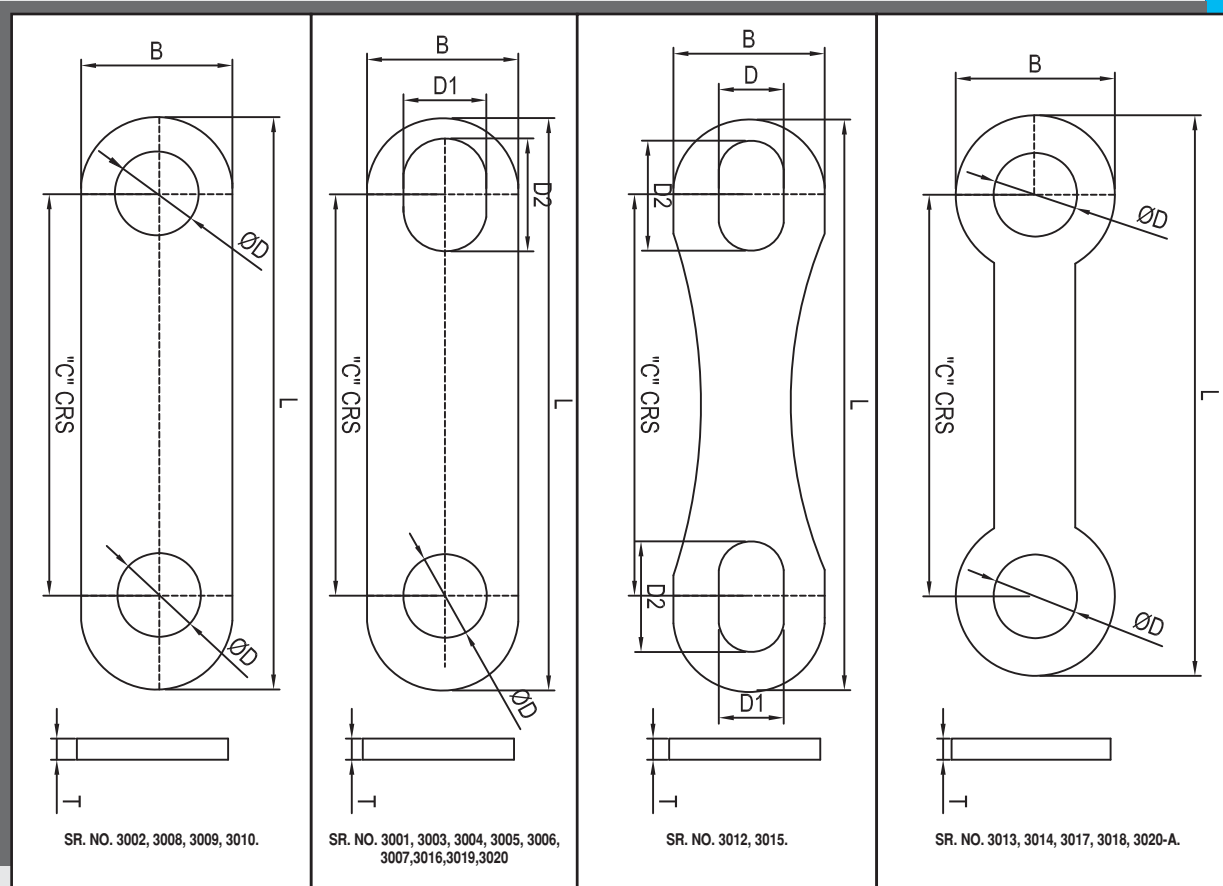


**Terminal Block
Suitable for
ABB Type M2BAX
225-250 frame**

No. 2166

DRG. NO.	L	B	E	D	H	T
2166	118	74	44	7	59	M10

Shorting Links



SR NO.	MATERIAL	SUITABLE FOR	L	B	'C' CRS	ØD	D1 x D2	T
3001	BRASS	FI/TP 1/6T, 2021	28.5	9.0	18.0	6.0	(6.0 x 7.5)	0.5
3002	BRASS	FI/TP 2/6T, 2022, 2724	31.0	10.0	21.5	6.5	-	0.5
3003	BRASS	FI/TP 3/6T, 2023, 2059	37.5	11.0	25.0	7.0	(7.0 x 11.0)	0.5
3004	BRASS	FI/TP 4/6T, 5/6 T	43.5	11.5	31.0	6.5	(6.5 x 10.0)	0.8
3005	BRASS	FI/TP 6/6T (2011)	54.0	16.0	36.0	9.0	(9.0 x 13.0)	0.8
3006	BRASS	FI/TP 7/6T (2012), 2150	62.0	16.0	44.0	9.0	(9.0 x 13.0)	0.8
3007	COPPER	FI/TP 8/6T (2713)	40.5	12.0	25.0	6.5	(6.3 x 12.8)	1.5
3008	COPPER	FI/TP 146 (2732)	32.0	12.0	20.0	7.0	-	1.0
3009	BRASS	FI/TP 346 (2054)	48.0	16.0	32.0	9.0	-	1.0
3010	BRASS	FI/TP GR-10/6T (2067)	24.0	8.0	16.0	5.0	-	0.5
3012	BRASS	FI/TP 226 (2053)	32.0	11.0	20.0	(6.3 x 9)	(6.3 x 9.0)	0.5
3013	BRASS	40 X 25 (2109)	23.0	8.0	15.0	4.3	-	0.5
3014	BRASS	64 X 40 (2111)	33.0	10.0	23.0	5.3	-	0.7
3015	BRASS	96 X 60 (2114)	54.0	18.0	36.0	(8.4 x 9.5)	(8.4 x 9.5)	2.0
3016	BRASS	120 X 75 (2115)	64.0	16.0	45.0	10.3	(10.3 x 15.0)	2.5
3017	BRASS	56 X 36 (2110)	30.0	10.0	20.0	5.3	-	0.7
3018	BRASS	2726, 82 X 52 (2112)	42.5	12.5	30.0	6.4	-	1.0
3019	BRASS	2116, 2096	30.0	10.0	19.0	(5.0 x 7.0)	(5.0 x 7.0)	0.8
3020	BRASS	2013, 78 X 48 (2120)	44.0	12.0	30.0	6.5	(6.5 x 13.0)	0.5
3020-A	BRASS	2129, 2134	26.0	8.0	18.0	4.2	-	0.5

FIXING HOLE CENTRE 76 mm



- **3021** CS-1 (B) TYPE (22 mm) 1500 RPM 1 HP (BELGIUM TYPE)
- **3021-A** CS-1 1 HP BOARD ONLY
- **3021-B** CS-1 (B) TYPE (22 mm) 1500 RPM GOVERNOR ONLY
- **3022** CS-1 (B) TYPE (22 mm) 1500 RPM 3 HP (BELGIUM TYPE)
- **3022-A** CS-1 3 HP BOARD ONLY
- **3023** CS-1 (N) TYPE (22 mm) 1500 RPM 1 HP (BELGIUM TYPE)
- **3023-B** CS-1 (N) TYPE (22 mm) 1500 RPM GOVERNOR ONLY
- **3024** CS-1 (N) TYPE (22 mm) 1500 RPM 3 HP (BELGIUM TYPE)
- **3027** CS-1 (MSP) TYPE (22 mm) 3000 RPM 1 HP (BELGIUM TYPE)
- **3027-B** CS-1 (MSP) TYPE (22 mm) 3000 RPM GOVERNOR ONLY
- **3028** CS-1 (MSP) TYPE (22 mm) 3000 RPM 3 HP (BELGIUM TYPE)
- **3029** CS-1 (S) TYPE (22 mm) 3000 RPM 1 HP (BELGIUM TYPE)
- **3029-B** CS-1 (S) TYPE (22 mm) 3000 RPM GOVERNOR ONLY
- **3030** CS-1 (S) TYPE (22 mm) 3000 RPM 3 HP (BELGIUM TYPE)
- **3031** CS-1 (22 mm) 1000 RPM 1 HP (BELGIUM TYPE)
- **3031-B** CS-1 (22 mm) 1000 RPM GOVERNOR ONLY
- **3032** CS-1 (22 mm) 1000 RPM 3 HP (BELGIUM TYPE)
- **3092** CS-1 (B) TYPE (22 mm) 1500 RPM 1 HP WITH PLASTIC BOARD (BELGIUM TYPE)
- **3092-A** CS-1 1 HP PLASTIC BOARD ONLY
- **3093** CS-1 (B) TYPE (22 mm) 1500 RPM 5 HP (BELGIUM TYPE)
- **3093-A** CS-1 5 HP BOARD ONLY
- **3096** CS-1 (B) TYPE (22 mm) 1500 RPM 2 HP WITH PLASTIC BOARD (BELGIUM TYPE)
- **3096-A** CS-1 2 HP PLASTIC BOARD ONLY
- **3097** CS-1 (B) TYPE (22 mm) 1500 RPM 3 HP WITH PLASTIC BOARD (BELGIUM TYPE)

FIXING HOLE CENTRE 56.5 mm



- **3047** CS-7 MINI TYPE (19 mm) 1500 RPM 1 HP (BELGIUM TYPE)
- **3047-A** CS-7 MINI TYPE 1 HP BOARD ONLY
- **3047-B** CS-7 MINI TYPE (19 mm) 1500 RPM GOVERNOR ONLY
- **3048** CS-7 MINI TYPE (19 mm) 1500 RPM 3 HP (BELGIUM TYPE)
- **3048-A** CS-7 MINI TYPE 3 HP BOARD ONLY
- **3049** CS-7 MINI TYPE (19 mm) 3000 RPM 1 HP (BELGIUM TYPE)
- **3049-B** CS-7 MINI TYPE (19 mm) 3000 RPM GOVERNOR ONLY
- **3050** CS-7 MINI TYPE (19 mm) 3000 RPM 3 HP (BELGIUM TYPE)



FIXING HOLE CENTRE 72.5 mm

- **3053** CS-9 CROMPTON TYPE (19 mm) 1500 RPM 4 POINT
- **3053-A** CS-9 CROMPTON TYPE 4 POINT BOARD ONLY
- **3053-B** CS-9 CROMPTON TYPE (19 mm) 1500 RPM GOVERNOR ONLY
- **3058** CS-9 CROMPTON TYPE (19 mm) 3000 RPM 4 POINT
- **3058-B** CS-9 CROMPTON TYPE (19 mm) 3000 RPM GOVERNOR ONLY
- **3095** CS-9 CROMPTON TYPE (19 mm) 1500 RPM 4 POINT 5 HP
- **3095-A** CS-9 CROMPTON TYPE 4 POINT 5 HP BOARD ONLY




FIXING HOLE CENTRE 76 mm

- **3059** CS-8 1500 RPM 1 HP CRAB LEVER WITH 19 mm GOVERNOR
- **3059-A** CS-8 CRAB LEVER 1 HP BOARD ONLY
- **3060** CS-8 1500 RPM 3 HP CRAB LEVER WITH 19 mm GOVERNOR
- **3060-A** CS-8 CRAB LEVER 3 HP BOARD ONLY




FIXING HOLE CENTRE 72.5 mm

- **3061** CS-10 CROMPTON TYPE STARTER RUN (19 mm) 1500 RPM (DOUBLE POINT)
- **3061-A** CS-10 CROMPTON TYPE STARTER RUN BOARD ASSEMBLY ONLY (DOUBLE POINT)



FIXING HOLE CENTRE 92 mm

- **3062** CS-11 GE 1500 RPM 1 HP WITH CROMPTON GOVERNOR (19 mm)
- **3062-A** CS-11 GE BOARD ASSEMBLY ONLY



FIXING HOLE CENTRE 80 mm

- **3068** CS-17 C TYPE 1500 RPM (22 mm)
- **3068-A** CS-17 C TYPE BOARD ASSEMBLY ONLY




FIXING HOLE CENTRE 76 mm

- **3069** CS-18 1500 RPM 1 HP CRAB LEVER WITH BIG GOVERNOR (22 mm)
- **3070** CS-18 1500 RPM 3 HP CRAB LEVER WITH BIG GOVERNOR (22 mm)
- **3071** CS-18 3000 RPM 1 HP CRAB LEVER WITH BIG GOVERNOR (22 mm)
- **3072** CS-18 3000 RPM 3 HP CRAB LEVER WITH BIG GOVERNOR (22 mm)



FIXING HOLE CENTRE 20 mm

- **3075** CS-21 C TYPE SMALL 1500 RPM (19 mm)
- **3075-A** CS-21 C TYPE SMALL BOARD ASSEMBLY ONLY


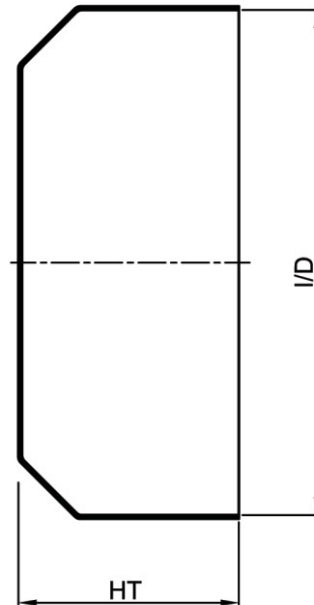


FIXING HOLE CENTRE 76 mm

- **3090** CS-29 1500 RPM 3 HP (22 mm) WITH RING
- **3090-A** CS-29 3 HP BOARD ONLY
- **3090-B** CS-29 1500 RPM (22 mm) GOVERNOR WITH RING

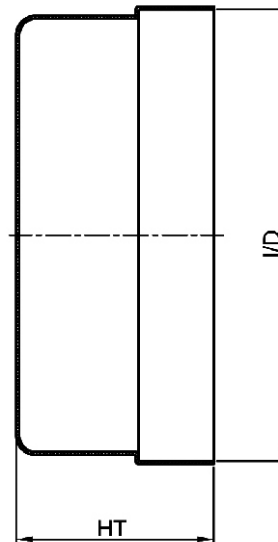
TAPER DESIGN

SR. NO.	I/D	H/T	REMARKS
4001	115	55	-
4004	135	60	-
4005	138	60	-
4008	158	75	-
4010	170	75	-
4012	177	80	-
4015	195	95	-
4018	206	90	-
4020	216	95	-
4023	222	95	-
4029	258	110	-
4034	305	135	SQUARE VENTILATION
4040	350	165	SQUARE VENTILATION
4041	362	170	SQUARE VENTILATION
4042	373	175	SQUARE VENTILATION
4043	400	175	-
4044	104	44	-
4046	121	69	WITH SIDE HOLES
4047	137	77	WITH SIDE HOLES
4048	154	85	WITH SIDE HOLES
4049	175	93	WITH SIDE HOLES
4050	193	108	WITH SIDE HOLES
4051	216	115	WITH SIDE HOLES
4055	158	80	SQ VENTILATION WITH SIDE HOLES
4056	170	90	SQ VENTILATION WITH SIDE HOLES
4057	195	95	SQ VENTILATION WITH SIDE HOLES
4105	107	44	SQ VENTILATION WITH SIDE HOLES
4116	111	44	SQ VENTILATION WITH SIDE HOLES
4131	345	150	SQUARE VENTILATION
4145	118	60	SQ VENTILATION WITH SIDE HOLES
4146	138	70	SQ VENTILATION WITH SIDE HOLES



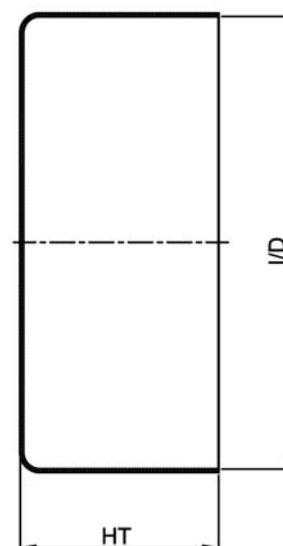
COLLAR DESIGN

SR. NO.	I/D	H/T	REMARKS
4007	150	60	-
4011	175	80	-
4016	198	90	-
4017	206	90	-
4019	212	95	-
4021	215	95	FLATTEND WITH COLLAR
4022	222	95	-
4024	228	100	-
4026	238	105	-
4027	247	110	-
4028	255	110	-
4031	270	115	-
4033	287	128	-
4039	206	135	(BEACON TYPE)
4052	255	132	SQ VENTILATION WITH SIDE HOLES



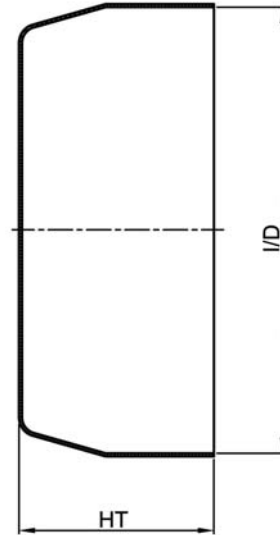
ROUND DESIGN (WITHOUT COLLAR)

SR. NO.	I/D	H/T	REMARKS
4003	130	60	-
4009	162	70	-
4013	182	80	-
4025	235	100	-
4030	260	110	-
4032	278	110	-
4035	322	130	-
4036	328	135	-
4045	317	135	SQUARE VENTILATION
4054	140	42	SQ VENTILATION WITH SIDE HOLES
4147	154	74	SQ VENTILATION WITH SIDE HOLES



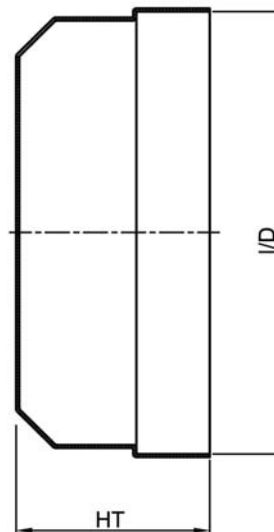
CAP DESIGN

SR. NO.	I/D	H/T	REMARKS
4002	124	60	-
4006	140	65	-
4053	140	65	SQ VENTILATION WITH SIDE HOLES



TAPER & COLLAR DESIGN

SR. NO.	I/D	H/T	REMARKS
4014	187	85	-



- 4072** FC 142 X 60 mm SUITABLE FOR LAXMI 71 FRAME (½ HP)
- 4073** FC 162 X 60 mm SUITABLE FOR LAXMI 80 FRAME (1 HP)
- 4074** FC 183 X 85 mm SUITABLE FOR LAXMI 90 FRAME (2 HP)
- 4075** FC 206 X 90 mm SUITABLE FOR LAXMI 100 FRAME (3 HP)
- 4076** FC 222 X 95 mm SUITABLE FOR LAXMI 112 FRAME (5 HP)
- 4077** FC 255 X 120 mm SUITABLE FOR LAXMI 132 FRAME (7.5-10 HP)
- 4078** FC 305 X 152 mm SUITABLE FOR LAXMI 160 FRAME (15-20 HP)
- 4079** FC 177 X 90 mm SUITABLE FOR ANSONS 90 FRAME (2 HP)
- 4080** FC 198 X 111 mm SUITABLE FOR ANSONS 100 FRAME (3 HP)
- 4081** FC 224 X 121 mm SUITABLE FOR ANSONS 112 FRAME (5 HP)
- 4082** FC 260 X 130 mm SUITABLE FOR ANSONS 132 FRAME (7.5-10 HP)
- 4083** FC 322 X 145 mm SUITABLE FOR ANSONS 160 FRAME (15-20 HP)
- 4085** FC 175 X 75 mm SUITABLE FOR CROMPTON 10-D (SINGLE PHASE)
- * **4086** FC 122 X 65 mm SUITABLE FOR CROMPTON 63 FRAME (¼ HP)
- * **4087** FC 138 X 65 mm SUITABLE FOR CROMPTON 71 FRAME (½ HP)
- * **4088** FC 155 X 80 mm SUITABLE FOR CROMPTON 80 FRAME (1 HP)
- 4089** FC 122 X 65 mm SUITABLE FOR ABB 63 FRAME (¼ HP)
- 4090** FC 136 X 68 mm SUITABLE FOR ABB 71 FRAME (½ HP)
- 4091** FC 158 X 75 mm SUITABLE FOR ABB 80 FRAME (1 HP)
- 4092** FC 175 X 76 mm SUITABLE FOR ABB 90 FRAME (2 HP)
- 4093** FC 256 X 101 mm SUITABLE FOR ABB 132 FRAME (7.5-10 HP)
- 4094** FC 297 X 130 mm SUITABLE FOR ABB 160 FRAME (15-20 HP)
- 4095** FC 122 X 50 mm SUITABLE FOR BHARAT BIJLEE 63 FRAME (¼ HP)
- 4096** FC 137 X 52 mm SUITABLE FOR BHARAT BIJLEE 71 FRAME (½ HP)
- 4097** FC 155 X 58 mm SUITABLE FOR BHARAT BIJLEE 80 FRAME (1 HP)
- 4098** FC 172 X 87 mm SUITABLE FOR BHARAT BIJLEE 90 FRAME (2 HP)
- 4099** FC 193 X 90 mm SUITABLE FOR BHARAT BIJLEE 100 FRAME (3 HP)
- 4106** FC 136 X 60 mm SUITABLE FOR KIRLOSKAR MONOBLOCK PUMP (SQUARE)
- 4110** FC 193 X 80 mm SUITABLE FOR KIRLOSKAR 100 FRAME (3 HP) (SQUARE)
- 4111** FC 215 X 100 mm SUITABLE FOR KIRLOSKAR 112 FRAME (5 HP) (SQUARE)
- 4112** FC 256 X 115 mm SUITABLE FOR KIRLOSKAR 132 FRAME (7.5-10 HP) (SQUARE)
- 4140** FC 217 X 95 mm SUITABLE FOR BHARAT BIJLEE 112 FRAME (5 HP)
- 4141** FC 257 X 120 mm SUITABLE FOR BHARAT BIJLEE 132 FRAME (7.5 -10 HP)

NOTE: ALL ITEMS MARKED WITH *ARE NOT AVAILABLE EX-STOCK & MINIMUM ORDER QTY. IS 100 NOS.

FOREMOST INDUSTRIAL PRODUCTS

M.S. Terminal Boxes




MS TB
71 x 71 x 35 mm

No. 4601

DRG. NO.	LENGTH	BREADTH	HEIGHT
4601	71	71	35



MS TB
87 x 87 x 40 mm

No. 4602

DRG. NO.	LENGTH	BREADTH	HEIGHT
4602	87	87	40



MS TB
103 x 103 x 45 mm

No. 4603

DRG. NO.	LENGTH	BREADTH	HEIGHT
4603	103	103	45



MS TB
71 x 71 x 40 mm
(Batlibol Type)

No. 4607

DRG. NO.	LENGTH	BREADTH	HEIGHT
4607	71	71	40



MS TB
90 x 90 x 47 mm
(Laxmi Type 3 HP /
Batiliboi Type)

No. 4608

DRG. NO.	LENGTH	BREADTH	HEIGHT
4608	90	90	47



MS TB
71 x 86 x 40 mm
(BBC Type 3 HP)

No. 4609

DRG. NO.	LENGTH	BREADTH	HEIGHT
4609	71	86	40



MS TB
103 x 115 x 45 mm
(BBC Type 7.5-10 HP)

No. 4610

DRG. NO.	LENGTH	BREADTH	HEIGHT
4610	103	115	45



MS TB
103 x 103 x 49.5 mm
(Taper Design)


No. 4611

DRG. NO.	LENGTH	BREADTH	HEIGHT
4611	103	103	49.5

FOREMOST INDUSTRIAL PRODUCTS



M.S. Terminal Boxes



MS TB
87 x 103.5 x 42 mm

No. 4612

DRG. NO.	LENGTH	BREADTH	HEIGHT
4612	87	103.5	42



MS TB
71 x 71 x 40 mm
(Taper Design)

No. 4618


DRG. NO.	LENGTH	BREADTH	HEIGHT
4618	71	71	40



MS TB
80 x 80 x 40 mm

No. 4619


DRG. NO.	LENGTH	BREADTH	HEIGHT
4619	80	80	40



MS TB
87 x 87 x 40 mm
(Taper Design)

No. 4620

DRG. NO.	LENGTH	BREADTH	HEIGHT
4620	87	87	40



MS TB
87 x 96 x 40 mm
(BBC Type 5 HP)

No. 4623

DRG. NO.	LENGTH	BREADTH	HEIGHT
4623	87	96	40



M.S. CONDENSOR CLAMPS

- No. 4901** M.S.C.C. 38 mm
- No. 4902** M.S.C.C. 40 mm
- No. 4903** M.S.C.C. 45 mm
- No. 4904** M.S.C.C. 50 mm
- No. 4905** M.S.C.C. 55 mm
- No. 4906** M.S.C.C. 35 mm

FOREMOST INDUSTRIAL PRODUCTS



Plastic Terminal Boxes



Plastic Terminal Box
72 mm x 72 mm x 41mm
(3/4" BSC)

No. 551

DRG. NO.	LENGTH	BREADTH	HEIGHT	FIXING HOLES CENTRE
551	72	72	41	61



Plastic Terminal Box
92 mm x 92 mm x 41mm
(3/4" BSC)

No. 552

DRG. NO.	LENGTH	BREADTH	HEIGHT	FIXING HOLES CENTRE
552	92	92	41	80



Plastic Terminal Box
62 mm x 62 mm x 35 mm
(3/4" BSC)

No. 553

DRG. NO.	LENGTH	BREADTH	HEIGHT	FIXING HOLES CENTRE
553	62	62	35	50



Plastic Terminal Box
85 mm x 85 mm x 41 mm
(3/4" BSC)

No. 554


DRG. NO.	LENGTH	BREADTH	HEIGHT	FIXING HOLES CENTRE
554	85	85	41	73



Plastic Terminal Box
85 mm x 85 mm x 41 mm
for Crompton 10-A

No. 554-D

DRG. NO.	LENGTH	BREADTH	HEIGHT	FIXING HOLES CENTRE
554-D	85	85	41	73



Plastic Terminal Box
102mm x 102mm x 43mm
Single Hole (1" BSC)
No. 555


Double Hole (3/4" BSC)
No. 555-A

DRG. NO.	LENGTH	BREADTH	HEIGHT	FIXING HOLES CENTRE
555	102	102	43	90




**3/4" BSC
Conduit Plug**
No. 558

**1" BSC
Conduit Plug**
No. 559



Plastic Terminal Cover
79.5 mm x 72.5 mm

No. 561

DRG. NO.	LENGTH	BREADTH	HEIGHT	FIXING HOLES CENTRE 1	FIXING HOLES CENTRE 2
561	79.5	72.5	15	63.5	56.5

Plastic Terminal Boxes



**Plastic Terminal Box
100 mm x 57.5 mm**

No. 564

DRG. NO.	LENGTH	BREADTH	HEIGHT	FIXING HOLES CENTRE 1	FIXING HOLES CENTRE 2
564	100	57.5	35	84	42



**Plastic Terminal Box
Crompton Single
Phase 10-D**

No. 565
with MS Cover
No. 565 - A

DRG. NO.	LENGTH	BREADTH	HEIGHT	FIXING HOLES CENTRE
565 - A	67	59	34	45



**Plastic Terminal Box
76 mm x 76 mm x 43 mm
(3/4" BSC & M-20)**

No. 566 - B

DRG. NO.	LENGTH	BREADTH	HEIGHT	FIXING HOLES CENTRE
566 - B	76	76	43	61



**Plastic Terminal Box
96 mm x 82 mm
(2 Piece)**

No. 572

DRG. NO.	LENGTH	BREADTH	HEIGHT	FIXING HOLES CENTRE
572	96	82	47	64



**3/4" Load Wire
Cock**

No. 573



**Plastic Terminal Box
92 mm x 92 mm x 41 mm
One Piece (3/4" BSC)**

No. 574

DRG. NO.	LENGTH	BREADTH	HEIGHT	FIXING HOLES CENTRE
574	92	92	41	80



**Plastic Terminal Box
72 mm x 72 mm x 41 mm
One Piece (3/4" BSC)**

No. 575

DRG. NO.	LENGTH	BREADTH	HEIGHT	FIXING HOLES CENTRE
575	72	72	41	61



**Conduit Plug
M - 16**

No. 576

Plastic Terminal Boxes



Plastic Nut
M - 16

No. 577



Plastic Nut
M - 40

No. 578



Plastic Nut
M - 40

No. 579

Plastic Fan Cover



Plastic Fan Cover
104 x 38

No. 1503




Plastic Fan Cover
130 x 48


No. 1504


FOREMOST INDUSTRIAL PRODUCTS


Special Plastic Fans





			<p>Plastic Fan suitable for Kirloskar LC-200</p> <p>No.1909</p>
OD	BORE	H	
350	84	55	


			<p>Plastic Fan suitable for Siemens 180 5 Blades (30 HP)</p> <p>No.1910</p>
OD	BORE	H	
250	49	92	


			<p>Plastic Fan suitable for Siemens 200 5 Blades (40 HP)</p> <p>No.1911</p>
OD	BORE	H	
250	59	92	

			<p>Plastic Fan suitable for Siemens 225 5 Blades (50-60 HP)</p> <p>No.1912</p>
OD	BORE	H	
280	59	102.5	

			<p>Plastic Fan suitable for Siemens 250 5 Blades (75 HP)</p> <p>No.1913</p>
OD	BORE	H	
280	74	102.5	

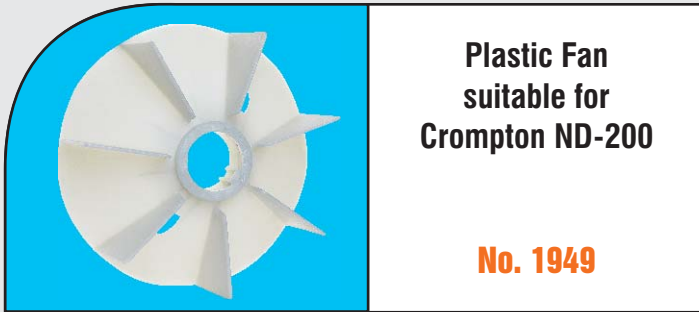
			<p>Plastic Fan suitable for Siemens 5 Blades</p> <p>No.1920</p>
OD	BORE	H	
225	59	82	

			<p>Plastic Fan suitable for Siemens 5 Blades</p> <p>No.1924</p>
OD	BORE	H	
350	79	127	

			<p>Plastic Fan suitable for Siemens 5 Blades</p> <p>No.1925</p>
OD	BORE	H	
350	92	127	

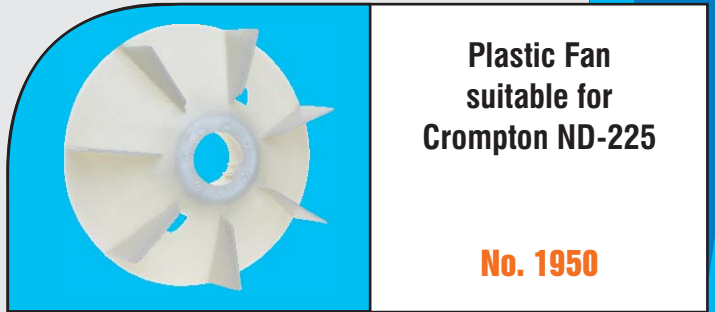
FOREMOST INDUSTRIAL PRODUCTS

Special Plastic Fans



Plastic Fan
suitable for
Crompton ND-200

No. 1949



Plastic Fan
suitable for
Crompton ND-225

No. 1950

OD	BORE	H
258	55	101

OD	BORE	H
310	60	105

FOREMOST INDUSTRIAL PRODUCTS

Pump Parts



No. 6301 - Nozzle



No. 6302 - Venturi Tube



No. 6303 - Impeller OD 133 (1 HP)

No. 6304 - Impeller OD 127 (3/4 HP)


No. 6305 - Impeller OD 120.5 (1/2 HP)

No. 6307 - Impeller OD 135 (1 1/2 HP)

No. 6309 - Impeller OD 149 (2 HP)




No. 6306 - Impeller OD 155



No. 6310
Impeller OD 135
Shallow Well Gap 8 mm

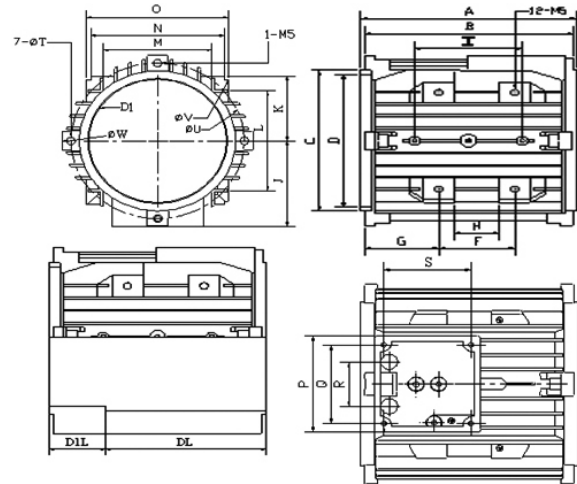



No. 6311
Impeller OD 135
Shallow Well Gap 6 mm



No. 6352
Diffuser for
Shallow Well OD 159

ALUMINIUM MOTOR BODY

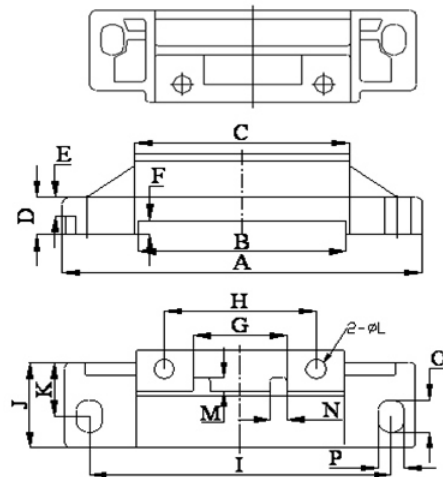


DIMENSIONAL DETAILS FOR MOTOR MACHINED BOX (MATERIAL GRADE : LM2)

FRAME	A	B	C	D	DL	D1	D1L	F	G	H	I	J	K	L	M	N	O	P	Q	R	S	T	U	V	W
63	112	108	90	87	89	85	23	40	36	22	60	58	40	68	60	80	90	66	54	30	54	6	106	120	117
71	133	128	110	105	100	103	33	50	42	28	56	68	52	85	82	95.5	102	66	54	30	54	6	124	139	137
80	146	140	130	126		126		48	43	25	65	80.5	60	93	93	108	124	82	64	32	64	6	142	163	153
TOLERANCE	±0.1	±0.1	±0.2	±0.1	±0.1	±0.1	±0.1	±0.2	±0.2										±0.2	±0.2	±0.2				

NOTE-ALL THE UNSPECIFIED DIMENSIONS ARE HAVING TOLERANCE OF ±0.1MM.

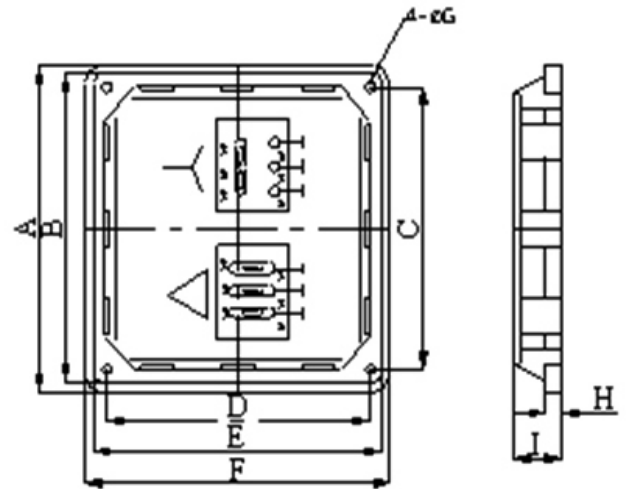
ALUMINIUM MOTOR FOOT



DIMENSIONAL DETAILS FOR MOTOR FOOT (MATERIAL GRADE : LM2)

FRAME	A	B	C	D	E	F	G	H	I	J	K	L	M	N	O	P
63	103	51	58	9	2.5	3	22	40	80	28	18	5	3	4	9	6.5
71	104	61	68	10	3	3	28	49	90	28	15	5	3	5	9	6.5
80	130	60	67	11	9	4	24.5	49	100	35	18	6.5	4	4	14	11
TOLERANCE								±0.1	±0.1							

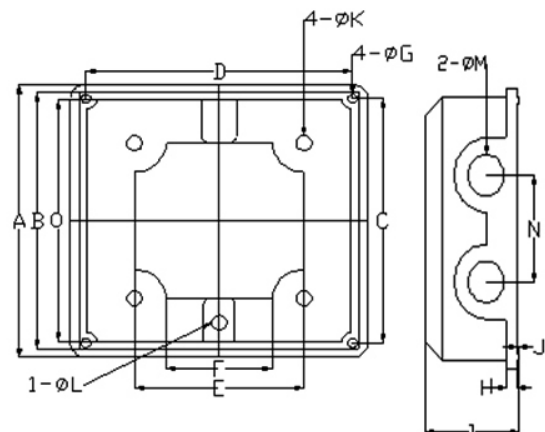
ALUMINIUM MOTOR COVER



DIMENSIONAL DETAILS FOR MOTOR COVER (MATERIAL GRADE : LM2)



FRAME	A	B	C	D	E	F	G	H	I
63	94	89	85	85	89	94	4	5.5	16
71	94	89	85	85	89	94	4	5.5	16
80	94	90	85	85	91	94	5	5	10
TOLERANCE			±0.1	±0.1					

ALUMINIUM MOTOR BOX



DIMENSIONAL DETAILS FOR MOTOR BOX (MATERIAL GRADE : LM2)

FRAME	A	B	C	D	E	F	G	H	I	J	K	L	M	N	O
63	94	89	85	85	54	38	3	4	37	1	5	5	14	36	84
71	94	89	85	85	54	38	3	4	37	1	5	5	14	36	84
80	94	90	85	85	65	52	4	3	37	2	6	6	18	40	86
TOLERANCE			±0.1	±0.1											



CATALOGUE NO. 05/23



FOREMOST

INDUSTRIAL PRODUCTS

Factory Address: Unit No. 1- 4, Emerald Industrial Estate, Behind Modi Hyundai Show Room, Sativali Road, Vasai (East), Dist. Palghar - 401 208. • Phone: + 91-250-2457000, +91-9320277498, +91-9594973047, +91-9594973048

Office: A-23, Shalimar Industrial Estate, Matunga, Mumbai - 400 019. India.

Tel: + 91-22-2407 5131 • + 91-22-2407 3526 • Email: sales@foremost.co.in • Website: www.foremost.co.in